

APJ ABDUL KALAM  
TECHNOLOGICAL  
UNIVERSITY

# **SEMESTER VIII**

KTU



CCT402	BIOMETRIC SECURITY	CATEGORY	L	T	P	Credits	Year of Introduction
		PCC	2	1	0	3	2019

**Preamble:** This course basically aims at imparting fundamental knowledge about concepts and the applications of biometric security. The course also aims at understanding of the techniques, algorithms and applications developed for biometrics and how it can be applied to solve real problems.

**Prerequisite:** Nil

**Course Outcomes:** After the completion of the course the student will be able to

CO#	Course Outcomes
CO1	Summarize the fundamental concepts and performance measures in the basic type of biometric systems ( <b>Cognitive Knowledge Level: Understand</b> )
CO2	Recognize fingerprint patterns and trace how it can be effectively used in applications. ( <b>Cognitive Knowledge Level: Apply</b> )
CO3	Identify Facial patterns and locate how it can be effectively used in applications. ( <b>Cognitive Knowledge Level: Apply</b> )
CO4	Acquire and detect iris and ear images and interpret its properties ( <b>Cognitive Knowledge Level: Apply</b> )
CO5	Explain the security of biometric systems. ( <b>Cognitive Knowledge Level: Understand</b> )

**Mapping of course outcomes with program outcomes**

	PO1	PO2	PO3	PO4	PO5	PO6	PO7	PO8	PO9	PO10	PO11	PO12
CO1	✓	✓	✓			✓						✓
CO2	✓	✓	✓		✓							✓
CO3	✓	✓	✓		✓							✓

CO4												
CO5												

Abstract POs defined by National Board of Accreditation			
PO#	Broad PO	PO#	Broad PO
PO1	Engineering Knowledge	PO7	Environment and Sustainability
PO2	Problem Analysis	PO8	Ethics
PO3	Design/Development of solutions	PO9	Individual and team work
PO4	Conduct investigations of complex problems	PO10	Communication
PO5	Modern tool usage	PO11	Project Management and Finance
PO6	The Engineer and Society	PO12	Lifelong learning

### Assessment Pattern

Bloom's Category	Continuous Assessment Tests		End Semester Examination Marks (%)
	Test1 (%)	Test2 (%)	
Remember	20	20	20
Understand	40	40	40
Apply	40	40	40
Analyze			
Evaluate			
Create			

**Mark Distribution**

Total Marks	CIE Marks	ESE Marks	ESE Duration
150	50	100	3 hours

**Continuous Internal Evaluation Pattern:**

Attendance : 10 marks

Continuous Assessment Tests : 25 marks

Continuous Assessment Assignment : 15 marks

**Internal Examination Pattern:**

Each of the two internal examinations has to be conducted out of 50 marks. First Internal Examination shall be preferably conducted after completing the first half of the syllabus and the Second Internal Examination shall be preferably conducted after completing the remaining part of the syllabus. There will be two parts: Part A and Part B. Part A contains 5 questions (preferably, 2 questions each from the completed modules and 1 question from the partly covered module), having 3 marks for each question adding up to 15 marks for part A. Students should answer all questions from Part A. Part B contains 7 questions (preferably, 3 questions each from the completed modules and 1 question from the partly covered module), each with 7 marks. Out of the 7 questions in Part B, a student should answer any 5.

**End Semester Examination Pattern:**

There will be two parts; Part A and Part B. Part A contain 10 questions with 2 questions from each module, having 3 marks for each question. Students should answer all questions. Part B contains 2 questions from each module of which a student should answer any one. Each question can have a maximum 2 subdivisions and carries 14 marks.

**Syllabus****Module -1 (Introduction to Biometrics)**

Biometric fundamentals – Biometric technologies – Biometrics Vs traditional techniques – Characteristics of a good biometric system – Benefits of biometrics – Key biometric processes: verification, identification and biometric matching – Performance measures in biometric systems, FAR, FRR, FTE rate, EER and ATV rate, Applications of Biometric Systems, Security and Privacy Issues, Physiological Biometrics and Behavioral Biometrics.

**Module -2 (Fingerprint Recognition)**

Fingerprint recognition: Friction ridge patterns, Acquisition, Feature extraction, matching, indexing, synthesis, palm print.

**Module -3 (Face Recognition)**

Face recognition: Introduction, image acquisition, face detection. Feature extraction of face recognition, matching, heterogeneous face recognition. Signature-scan, Keystroke Scan– components, working principles.

**Module –4 (Iris and Ear Recognition)**

Iris recognition, Image acquisition, iris segmentation, normalization. Encoding and matching, quality assessment, performance evaluation

Ear detection and recognition – challenges, gait and hand geometry. Feature extraction and matching

**Module –5 (Security of Biometric Systems)**

Security of bio-metric systems: adversary attacks, attacks on user interface, attacks on bio-metric processing, database attacks. Biometric standards, biometric databases

**Text Books**

1. Anil K. Jain, Arun A. Ross, Karthik Nandakumar, “Introduction to Biometrics”, Springer, 2011
2. Jain, P. Flynn, A. Ross, “Handbook of Biometrics” Springer, 2008

**Reference Books**

1. John R. Vacca, “Biometric Technologies and Verification Systems”, Elsevier, 2007
2. Samir Nanavati, Michael Thieme, Raj Nanavati, “Biometrics – Identity Verification in a Networked World”, Wiley-dreamtech India Pvt Ltd, New Delhi, 2003
3. Paul Reid, “Biometrics for Network Security”, Pearson Education, New Delhi, 2004

**Course Level Assessment Questions****Course Outcome 1 (CO1):**

1. The biometric systems' performance metrics are essential for achieving the desired results. List the fundamental parametric levels of a reliable biometric system.

**Course Outcome 2 (CO2):**

1. Identifying the perpetrators of a crime is always made easier by fingerprint patterns. Use appropriate technology to support your argument and describe how it aids your inquiry.

**Course Outcome 3 (CO3):**

1. Describe how facial features can be used to identify a person. What are the fundamental criteria that should be taken into account while identifying an unknown identity?

**Course Outcome 4 (CO4):**

1. Discuss the different steps in capturing Iris and Ear images and explain how it can be effectively used to develop applications .

**Course Outcome 5 (CO5):**

1. Explain the factors to be considered for developing a good biometric system.

**MODEL QUESTION PAPER****QP CODE:****Reg No:** \_\_\_\_\_**Name :** \_\_\_\_\_**PAGES : 3****APJ ABDUL KALAM TECHNOLOGICAL UNIVERSITY****EIGHTH SEMESTER B.TECH DEGREE EXAMINATION, MONTH & YEAR****Course Code: CCT 402****Course Name: BIOMETRIC SECURITY****Max.Marks:100****Duration: 3 Hours****PART A****Answer all Questions. Each question carries 3 Marks**

1. What are the characteristics of a good biometric system?
2. List out any three applications of a Biometric system.
3. Give any two Fingerprint biometric methodologies.
4. Explain how indexing is done in Fingerprint Biometrics?
5. Show how feature extraction is done in Face Recognition.
6. List out the weaknesses of a Facial scan.
7. What is normalization?
8. Explain how performance is evaluated in Iris Scan.
9. What is an adversary attack?
10. Write down any three biometric standards.

**(10\*3=30 Marks)**

**PART B**

**Answer any Two Question from each module. Each question carries 14 Marks**

11. a) Compare and contrast a Traditional authentication system with Biometric system. (6)  
 b) Explain how biometrics can be used in Identification. (8)

**OR**

12. a) What is the need of a Biometric system? How biometric matching is done? (6)  
 b) Explain the different performance measures used in a biometric system. (8)
13. a) Show how feature extraction is done using finger print recognition methodologies?. (8)  
 b) Describe the different Friction ridge patters. (6)

**OR**

14. a) Use a suitable method show how image acquisition and detection is done for fingerprint recognition?. (8)  
 b) Explain the method of synthesis used in finger print biometrics. (6)
15. a) Compare the strength and weakness of Fingerprint & Facial scan (6)  
 b) What do you mean by heterogeneous face recognition? How is it done? (8)

**OR**

16. a) Show how deployment of Facial scan is performed (6)  
 b) Differentiate between Signature Scan and Keystroke scan. (8)
17. a) Describe the strengths and weaknesses of a Retina vascular pattern. (7)  
 b) Show how quality assessment is done for an Iris Scan biometric system (7)

**OR**

18. a) What are the Challenges in ear detection? Explain (8)  
 b) Show how performance measure assessment is done for an Iris Scan biometric system. (6)
19. (a). What is biometric processing? List some of the attacks that can be made on biometric Processing (6)  
 (b). List some of the attacks made on a user interface. (8)

OR

20.(a) Why database attacks are so crucial for a biometric system? (8)

(b) The security of a biometric system is very important. Comment. (6)

## TEACHING PLAN

Sl.No	Contents	No. of Lecture Hrs ( 37)
<b>Module -1 (Introduction to Biometrics) (7 hrs)</b>		
1.1	Biometric fundamentals, Biometric technologies	1
1.2	Biometrics Vs traditional techniques.	1
1.3	Characteristics of a good biometric system, Benefits of biometrics	1
1.4	Key biometric processes: verification, identification and biometric matching	1
1.5	Performance measures in biometric systems, FAR, FRR, FTE rate, EER and ATV rate	1
1.6	Applications of Biometric Systems, Security and Privacy Issues	1
1.7	Physiological Biometrics and Behavioral Biometrics	1
<b>Module -2 (Fingerprint recognition) (7 hrs)</b>		
2.1	Fingerprint recognition	1
2.2	Friction ridge patterns	1
2.3	Acquisition	1
2.4	Feature extraction	1
2.5	Matching, indexing	1
2.6	Synthesis	1
2.7	Palm print	1
<b>Module -3 (Face Recognition) (8 hrs)</b>		
3.1	Face recognition: Introduction	1
3.2	Image acquisition	1
3.3	Face detection	1
3.4	Feature extraction of face recognition	1
3.5	Matching	1
3.6	Heterogeneous face recognition	1
3.7	Signature-scan— components, working principles	1
3.8	Keystroke scan— components, working principles	1



**Module –4 (Iris and Ear Recognition) (9 hrs)**

4.1	Iris recognition	1
4.2	Image acquisition	1
4.3	Iris segmentation, normalization	1
4.4	Encoding and matching	1
4.5	Quality assessment, performance evaluation	1
4.6	Ear detection and recognition	1
4.7	Challenges	1
4.8	Gait and hand geometry	1
4.9	Feature extraction and matching	1

**Module –5 (Security of Biometric Systems) (6 hrs)**

5.1	Security of bio-metric systems	1
5.2	Adversary attacks	1
5.3	Attacks on user interface	1
5.4	Attacks on bio-metric processing	1
5.5	Database attacks	1
5.6	Biometric standards, Biometric databases	1

CCT 404	COMPREHENSIVE COURSE VIVA	CATEGORY	L	T	P	Credits	Year of Introduction
		PCC	1	0	0	1	2019

**Preamble:** The objective of this Course viva is to ensure the basic knowledge of each student in the most fundamental core courses in the curriculum. The viva voce shall be conducted based on the core subjects studied from third to eighth semester. This course helps the learner to become competent in placement tests and other competitive examinations.

### General Guidelines

1. The course should be mapped with a faculty and classes shall be arranged for practicing questions based on the core courses listed in the curriculum.
2. The viva voce will be conducted by the same three member committee assigned for final project phase II evaluation. It comprises of Project coordinator, expert from Industry/research Institute and a senior faculty from a sister department.
3. The pass minimum for this course is 25.
4. The mark will be treated as internal and should be uploaded along with internal marks of other courses.
5. Comprehensive Viva should be conducted along with final project evaluation by the three member committee.

**Mark Distribution Total marks: 50, only CIE, minimum required to pass: 25**

CCD 416	PROJECT PHASE II	CATEGORY	L	T	P	Credits	Year of Introduction
		PWS	0	0	6	2	2019

**Preamble:** The course 'Project Work' is mainly intended to evoke the innovation and invention skills in a student. The course will provide an opportunity to synthesize and apply the knowledge and analytical skills learned, to be developed as a prototype or simulation. The project extends to 2 semesters and will be evaluated in the 7th and 8th semester separately, based on the achieved objectives. One third of the project credits shall be completed in 7th semester and two third in 8th semester. It is recommended that the projects may be finalized in the thrust areas of the respective engineering stream or as interdisciplinary projects. Importance should be given to address societal problems and developing indigenous technologies.

#### Course Objectives:

- To apply engineering knowledge in practical problem solving.
- To foster innovation in design of products, processes or systems.
- To develop creative thinking in finding viable solutions to engineering problems.

**Course Outcomes:** After the successful completion of the course the students will be able to

CO#	Course Outcomes
CO1	Model and solve real world problems by applying knowledge across domains ( <b>Cognitive knowledge level: Apply</b> ).
CO2	Develop products, processes or technologies for sustainable and socially relevant applications ( <b>Cognitive knowledge level: Apply</b> ).
CO3	Function effectively as an individual and as a leader in diverse teams and to comprehend and execute designated tasks ( <b>Cognitive knowledge level: Apply</b> ).
CO4	Plan and execute tasks utilizing available resources within timelines, following ethical and professional norms ( <b>Cognitive knowledge level: Apply</b> ).
CO5	Identify technology/research gaps and propose innovative/creative solutions ( <b>Cognitive knowledge level: Analyze</b> ).
CO6	Organize and communicate technical and scientific findings effectively in written and oral forms ( <b>Cognitive knowledge level: Apply</b> ).

## Mapping of course outcomes with program outcomes

	PO1	PO2	PO3	PO4	PO5	PO6	PO7	PO8	PO9	PO10	PO11	PO12
CO1	2	2	2	1	2	2	2	1	1	1	1	2
CO2	2	2	2		1	3	3	1	1		1	1
CO3									3	2	2	1
CO4					2			3	2	2	3	2
CO5	2	3	3	1	2							1
CO6					2			2	2	3	1	1

## Abstract POs defined by National Board of Accreditation

PO#	Broad PO	PO#	Broad PO
PO1	Engineering Knowledge	PO7	Environment and Sustainability
PO2	Problem Analysis	PO8	Ethics
PO3	Design/Development of solutions	PO9	Individual and team work
PO4	Conduct investigations of complex problems	PO10	Communication
PO5	Modern tool usage	PO11	Project Management and Finance
PO6	The Engineer and Society	PO12	Lifelong learning

## PROJECT PHASE II

### Phase 2 Target

- In depth study of the topic assigned in the light of the report prepared under Phase - I;
- Review and finalization of the approach to the problem relating to the assigned topic.
- Preparing a detailed action plan for conducting the investigation, including teamwork.
- Detailed Analysis/ Modeling / Simulation/ Design/ Problem Solving/Experiment as needed.
- Final development of product/ process, testing, results, conclusions and future directions.
- Preparing a paper for Conference Presentation/ Publication in Journals, if possible.
- Presenting projects in Project Expos conducted by the University at the cluster level and/ or state level as well as others conducted in India and abroad.
- Filing Intellectual Property Rights (IPR) if applicable.
- Preparing a report in the standard format for being evaluated by the Department Assessment Board.
- Final project presentation and viva voce by the assessment board including the external expert

### Evaluation Guidelines & Rubrics

Total: 150 marks (Minimum required to pass: 75 marks).

- Project progress evaluation by guide: 30 Marks.
- Two interim evaluations by the Evaluation Committee: 50 Marks (25 marks for each evaluation).
- Final evaluation by the Final Evaluation committee: 40 Marks
- Quality of the report evaluated by the evaluation committee: 30 Marks

(The evaluation committee comprises HoD or a senior faculty member, Project coordinator and project supervisor. The final evaluation committee comprises of Project coordinator, expert from Industry/research/academic Institute and a senior faculty from a sister department)

### Evaluation by the Guide

The guide/supervisor must monitor the progress being carried out by the project groups on regular basis. In case it is found that progress is unsatisfactory it should be reported to the Department Evaluation Committee for necessary action. The presence of each student in the group and their involvement in all stages of execution of the project shall be ensured by the guide. Project evaluation by the guide: 30 Marks. This mark shall be awarded to the students in his/her group by considering the following aspects:

**Project Scheduling & Distribution of Work among Team members:** Detailed and extensive

Scheduling with timelines provided for each phase of project. Work breakdown structure well defined. (5)

**Literature survey:** Outstanding investigation in all aspects. (4)

**Student's Diary/ Daily Log:** The main purpose of writing daily diary is to cultivate the habit of documenting and to encourage the students to search for details. It develops the students' thought process and reasoning abilities. The students should record in the daily/weekly activity diary the day to day account of the observations, impressions, information gathered and suggestions given, if any. It should contain the sketches & drawings related to the observations made by the students. The daily/weekly activity diary shall be signed after every day/week by the guide. (7)

**Individual Contribution:** The contribution of each student at various stages. (9)

**Completion of the project:** The students should demonstrate the project to their respective guide. The guide shall verify the results and see that the objectives are met. (5)



## EVALUATION RUBRICS for PROJECT Phase II: Interim Evaluation - 1

No.	Parameters	Marks	Poor	Fair	Very Good	Outstanding
2-a	Novelty of idea, and Implementation scope [CO5] [Group Evaluation]	5	The project is not addressing any useful requirement. The idea is evolved into a non-implementable one. The work presented so far is lacking any amount of original work by the team.	Some of the aspects of the proposed idea can be implemented. There is still lack of originality in the work done so far by the team. The project is a regularly done theme/topic without any freshness in terms of specifications, features, and/or improvements.	Good evidence of an implementable project. There is some evidence for the originality of the work done by the team. There is fresh specifications/features/improvements suggested by the team. The team is doing a design from fundamental principles, and there is some independent learning and engineering ingenuity.	The project has evolved into incorporating an outstandingly novel idea. Original work which is not yet reported anywhere else. Evidence for ingenious way of innovation which is also Implementable. Could be a patentable / publishable work.
			(0 – 1 Marks)	(2 – 3 Marks)	(4 Marks)	(5 Marks)
2-b	Effectiveness of task distribution among team members. [CO3] [Group Evaluation]	5	No task distribution of any kind. Members are still having no clue on what to do.	Task allocation done, but not effectively, some members do not have any idea of the tasks assigned. Some of the tasks were identified but not followed individually well.	Good evidence of task allocation being done, supported by project journal entries, identification of tasks through discussion etc. However, the task distribution seems to be skewed, and depends a few members heavily than others. Mostly the tasks are being followed by the individual members.	Excellent display of task identification and distribution backed by documentary evidence of team brainstorming, and project journal entries. All members are allocated tasks according to their capabilities, and as much as possible in an equal manner. The individual members are following the tasks in an excellent manner.
			(0 – 1 Marks)	(2 – 3 Marks)	(4 Marks)	(5 Marks)
2-c	Adherence to project schedule. [CO4] [Group Evaluation]	5	Little or no evidence of continued planning or scheduling of the project. The students did not stick to the plan what they were going to build nor plan on what materials / resources to use in the project. The students do not have any idea on the budget required even after the end of phase - I. No project journal kept or the journal.	There is some improvement in the primary plan prepared during phase I. There were some ideas on the materials /resources required, but not really thought out. The students have some idea on the finances required, but they have not formalized a budget plan. Schedules were not prepared. The project journal has no useful details on the project.	Good evidence of planning done and being followed up to a good extent after phase I. Materials were listed and thought out, but the plan wasn't followed completely. Schedules were prepared, but not detailed, and needs improvement. Project journal is presented but it is neither complete nor updated regularly.	Excellent evidence of enterprising and extensive project planning and follow-up since phase I. Continued use of project management/version control tool to track the project. Material procurement if applicable is progressing well. Tasks are updated and incorporated in the schedule. A well-kept project journal showed evidence for all the above, in addition to the interaction with the project guide.
			(0 - 1 Marks)	(2 - 3 Marks)	(4 Marks)	(5 Marks)



**Phase-II Interim Evaluation - 1 Total Marks: 25**



## EVALUATION RUBRICS for PROJECT Phase II: Interim Evaluation – 2

No	Parameters	Marks	Poor	Fair	Very Good	Outstanding
2-f	Application of engineering knowledge [CO1] [Individual Assessment]	10	The student does not show any evidence of applying engineering knowledge on the design and the methodology adopted. The student's contribution in application of engineering knowledge in the project is poor.	The student appears to apply some basic knowledge, but not able to show the design procedure and the methodologies adopted in a comprehensive manner.	The student is able to show some evidence of application of engineering knowledge in the design and development of the project to good extent.	Excellent knowledge in design procedure and its adaptation. The student is able to apply knowledge from engineering domains to the problem and develop solutions.
			(0 – 3 Marks)	(4 – 6 Marks)	(7 - 9 Marks)	(10 Marks)
2-g	Involvement of individual members [CO3] [Individual Assessment]	5	No evidence of any Individual participation in the project work.	There is evidence for some amount of individual contribution, but is limited to some of the superficial tasks.	The individual contribution is evident. The student has good amount of involvement in core activities of the project.	Evidence available for the student acting as the core technical lead and has excellent contribution to the project.
			(0 - 1 Marks)	(2 - 3 Marks)	(4 Marks)	(5 Marks)
2-h	Results and inferences upon execution [CO5] [Group Assessment]	5	None of the expected outcomes are achieved yet. The team is unable to derive any inferences on the failures/issues observed. Any kind of observations or studies are not made.	Only a few of the expected outcomes are achieved. A few inferences are made on the observed failures/issues. No further work suggested.	Many of the expected outcomes are achieved. Many observations and inferences are made, and attempts to identify the issues are done. Some suggestions are made for further work.	Most of the stated outcomes are met. Extensive studies are done and inferences drawn. Most of the failures are addressed and solutions suggested. Clear and valid suggestions made for further work.
			(0 - 1 Marks)	(2 - 3 Marks)	(4 Marks)	(5 Marks)
2-i	Documentation and presentation. [CO6] [Individual assessment]	5	The individual student has no idea on the presentation of his/her part. The presentation is of poor quality.	Presentation's overall quality needs to be improved.	The individual's presentation performance is satisfactory.	The individual's presentation is done professionally and with great clarity. The individual's performance is excellent.
			(0 - 1 Marks)	(2 - 3 Marks)	(4 Marks)	(5 Marks)

Phase-II Interim Evaluation - 2 Total Marks: 25

**EVALUATION RUBRICS for PROJECT Phase II: Final Evaluation**

No	Parameters	Marks	Poor	Fair	Very Good	Outstanding
2-j	Engineering knowledge. [CO1] [Group Assessment]	10	The team does not show any evidence of applying engineering knowledge on the design and the methodology adopted.	The team is able to show some of the design procedure and the methodologies adopted, but not in a comprehensive manner.	The team is able to show evidence of application of engineering knowledge in the design and development of the project to good extent. There is scope for improvement.	Excellent knowledge in design procedure and its adaptation. The team is able to apply knowledge from engineering domains to the problem and develop an excellent solution.
			(0 – 3 Marks)	(4 – 6 Marks)	(7 - 9 Marks)	(10 Marks)
2-k	Relevance of the project with respect to societal and/or industrial needs. [Group Assessment] [CO2]	5	The project as a whole do not have any societal / industrial relevance at all.	The project has some relevance with respect to social and/or industrial application. The team has however made not much effort to explore further and make it better.	The project is relevant to the society and/or industry. The team is mostly successful in translating the problem into an engineering specification and managed to solve much of it.	The project is exceptionally relevant to society and/or industry. The team has made outstanding contribution while solving the problem in a professional and/or ethical manner.
			(0 - 1 Marks)	(2 - 3 Marks)	(4 Marks)	(5 Marks)
2-i	Innovation / novelty / Creativity [CO5] [Group Assessment]	5	The project is not addressing any useful requirement. The idea is evolved into a non-implementable one. The work presented so far is lacking any amount of original work by the team.	Some of the aspects of the proposed idea appears to be practical. There is still lack of originality in the work done. The project is a regularly done theme/topic without any freshness in terms of specifications, features, and/or improvements.	Good evidence of an implementable project. There is some evidence for the originality of the work done by the team. There is fresh specifications/features/improvements suggested by the team. The team is doing a design from fundamental principles, and there is some independent learning and engineering ingenuity. Could be translated into a product / process if more work is done.	The project has evolved into incorporating an outstandingly novel idea. Original work which is not yet reported anywhere else. Evidence for ingenious way of innovation which is also Implementable. Could be a patentable publishable work.
			(0 - 1 Marks)	(2 - 3 Marks)	(4 Marks)	(5 Marks)
2-m	Quality of results / conclusions / solutions. [CO1] [Group Assessment]	10	None of the expected outcomes are achieved. The team is unable to derive any inferences on the failures/issues observed. Any kind of observations or studies is not made.	Only a few of the expected outcomes are achieved. A few inferences are made on the observed failures/issues. No further work suggested.	Many of the expected outcomes are achieved. Many observations and inferences are made, and attempts to identify the issues are done. Some suggestions are made for further work.	Most of the stated outcomes are met. Extensive studies are done and inferences drawn. Most of the failures are addressed and solutions suggested. Clear and valid suggestions made for further work.
			(0 – 3 Marks)	(4 – 6 Marks)	(7 - 9 Marks)	(10 Marks)

**Phase-II Final Evaluation, Marks: 40**

**EVALUATION RUBRICS for PROJECT Phase II: Report Evaluation**

Sl. No.	Parameters	Marks	Poor	Fair	Very Good	Outstanding
2-o	Report [CO6]	30	The prepared report is shallow and not as per standard format. It does not follow proper organization. Contains mostly unacknowledged content. Lack of effort in preparation is evident. References are not cited. Unprofessional and inconsistent formatting.	Project report follows the standard format to some extent. However, its organization is not very good. Language needs to be improved. All references are not cited properly in the report. There is lack of formatting consistency.	Project report shows evidence of systematic documentation. Report is mostly following the standard style format and there are only a few issues. Organization of the report is good. Mostly consistently formatted. Most of references/sources are cited, acknowledged properly.	The report is exceptionally good. Neatly organized. All references cited properly. Diagrams/Figures, Tables and equations are properly numbered, and listed and clearly shown. Language is excellent and follows professional styles. Consistent formatting and exceptional readability.
			(0 - 11 Marks)	(12 - 18 Marks)	(19 - 28 Marks)	(29 - 30 Marks)
<b>Phase - II Project Report Marks: 30</b>						

APJ ABDUL KALAM  
TECHNOLOGICAL  
UNIVERSITY

---

# **SEMESTER VIII**

---

## **PROGRAM ELECTIVE III**

---





CST414	DEEP LEARNING	CATEGORY	L	T	P	CREDIT	YEAR OF INTRODUCTION
		PEC	2	1	0	3	2019

**Preamble:** Deep Learning is the recently emerged branch of machine learning, particularly designed to solve a wide range of problems in Computer Vision and Natural Language Processing. In this course, the building blocks used in deep learning are introduced. Specifically, neural networks, deep neural networks, convolutional neural networks and recurrent neural networks. Learning and optimization strategies such as Gradient Descent, Nesterov Accelerated Gradient Descent, Adam, AdaGrad and RMSProp are also discussed in this course. This course will help the students to attain sound knowledge of deep architectures used for solving various Vision and NLP tasks. In future, learners can master modern techniques in deep learning such as attention mechanisms, generative models and reinforcement learning.

**Prerequisite:** Basic understanding of probability theory, linear algebra and machine learning

**Course Outcomes:** After the completion of the course, the student will be able to

CO1	Illustrate the basic concepts of neural networks and its practical issues (Cognitive Knowledge Level: Apply)
CO2	Outline the standard regularization and optimization techniques for deep neural network (Cognitive Knowledge Level: understand)
CO3	Implement the foundation layers of CNN (pooling, convolutions) (Cognitive Knowledge Level: Apply)
CO4	Implement a sequence model using recurrent neural networks (Cognitive Knowledge Level: Apply)
CO5	Use different neural network/deep learning models for practical applications. (Cognitive Knowledge Level: Apply)

**Mapping of course outcomes with program outcomes**

	PO1	PO2	PO3	PO4	PO5	PO6	PO7	PO8	PO9	PO10	PO11	PO12
CO1												
CO2												
CO3												
CO4												
CO5												

Abstract POs defined by National Board of Accreditation			
PO#	Broad PO	PO#	Broad PO
PO1	Engineering Knowledge	PO7	Environment and Sustainability
PO2	Problem Analysis	PO8	Ethics
PO3	Design/Development of solutions	PO9	Individual and team work
PO4	Conduct investigations of complex problems	PO10	Communication
PO5	Modern tool usage	PO11	Project Management and Finance
PO6	The Engineer and Society	PO12	Life long learning

**Assessment Pattern**

Bloom's Category	Continuous Assessment Tests		End Semester Examination Marks (%)
	Test 1 (%)	Test 2 (%)	
Remember	30	30	30
Understand	30	30	30
Apply	40	40	40

Analyze			
Evaluate			
Create			

**Mark Distribution**

Total Marks	CIE Marks	ESE Marks	ESE Duration
150	50	100	3

**Continuous Internal Evaluation Pattern:**

Attendance	10 marks
Continuous Assessment Tests(Average of Internal Tests 1 & 2)	25 marks
Continuous Assessment Assignment	15 marks

**Internal Examination Pattern**

Each of the two internal examinations has to be conducted out of 50 marks. First series test shall be preferably conducted after completing the first half of the syllabus and the second series test shall be preferably conducted after completing remaining part of the syllabus. There will be two parts: Part A and Part B. Part A contains 5 questions (preferably, 2 questions each from the completed modules and 1 question from the partly completed module), having 3 marks for each question adding up to 15 marks for part A. Students should answer all questions from Part A. Part B contains 7 questions (preferably, 3 questions each from the completed modules and 1 question from the partly completed module), each with 7 marks. Out of the 7 questions, a student should answer any 5.

**End Semester Examination Pattern:**

There will be two parts; Part A and Part B. Part A contains 10 questions with 2 questions from each module, having 3 marks for each question. Students should answer all questions. Part B contains 2 full questions from each module of which student should answer any one. Each question can have maximum 2 sub-divisions and carries 14 marks.



## Syllabus

### Module-1 (Neural Networks )

Introduction to neural networks -Single layer perceptrons, Multi Layer Perceptrons (MLPs), Representation Power of MLPs, Activation functions - Sigmoid, Tanh, ReLU, Softmax. , Risk minimization, Loss function, Training MLPs with backpropagation, Practical issues in neural network training - The Problem of Overfitting, Vanishing and exploding gradient problems, Difficulties in convergence, Local and spurious Optima, Computational Challenges. Applications of neural networks.

### Module-2 (Deep learning)

Introduction to deep learning, Deep feed forward network, Training deep models, Optimization techniques - Gradient Descent (GD), GD with momentum, Nesterov accelerated GD, Stochastic GD, AdaGrad, RMSProp, Adam. Regularization Techniques - L1 and L2 regularization, Early stopping, Dataset augmentation, Parameter sharing and tying, Injecting noise at input, Ensemble methods, Dropout, Parameter initialization.

### Module-3 (Convolutional Neural Network)

Convolutional Neural Networks – convolution operation, motivation, pooling, Convolution and Pooling as an infinitely strong prior, variants of convolution functions, structured outputs, data types, efficient convolution algorithms.

### Module- 4 (Recurrent Neural Network)

Recurrent neural networks – Computational graphs, RNN design, encoder – decoder sequence to sequence architectures, deep recurrent networks, recursive neural networks, modern RNNs LSTM and GRU.

### Module-5 (Application Areas)

Applications – computer vision, speech recognition, natural language processing, common word embedding: continuous Bag-of-Words, Word2Vec, global vectors for word representation (GloVe). Research Areas – autoencoders, representation learning, boltzmann machines, deep belief networks.

### Text Books

1. Goodfellow, I., Bengio, Y., and Courville, A., Deep Learning, MIT Press, 2016.
2. Neural Networks and Deep Learning, Aggarwal, Charu C.
3. Fundamentals of Deep Learning: Designing Next-Generation Machine Intelligence Algorithms (1st. ed.). Nikhil Buduma and Nicholas Locascio. 2017. O'Reilly Media, Inc.

## Reference Books

1. Satish Kumar, Neural Networks: A Classroom Approach, Tata McGraw-Hill Education, 2004.
2. Yegnanarayana, B., Artificial Neural Networks PHI Learning Pvt. Ltd, 2009.
3. Michael Nielsen, Neural Networks and Deep Learning, 2018

## Course Level Assessment Questions

### Course Outcome1 (CO1):

1. Suppose you have a 3-dimensional input  $x = (x_1, x_2, x_3) = (2, 2, 1)$  fully connected to 1 neuron which is in the hidden layer with activation function sigmoid. Calculate the output of the hidden layer neuron.
2. Design a single layer perceptron to compute the **NAND (not-AND)** function. This function receives two binary-valued inputs  $x_1$  and  $x_2$ , and returns 0 if both inputs are 1, and returns 1 otherwise.
3. Suppose we have a fully connected, feed-forward network with no hidden layer, and 5 input units connected directly to 3 output units. Briefly explain why adding a hidden layer with 8 linear units does not make the network any more powerful.
4. Briefly explain one thing you would use a validation set for, and why you can't just do it using the test set.
5. Give a method to fight vanishing gradients in fully-connected neural networks. Assume we are using a network with Sigmoid activations trained using SGD.
6. You would like to train a fully-connected neural network with 5 hidden layers, each with 10 hidden units. The input is 20-dimensional and the output is a scalar. What is the total number of trainable parameters in your network?

### Course Outcome 2(CO2):

1. Derive a mathematical expression to show L2 regularization as weight decay. Explain how L2 regularization improves the performance of deep feed forward neural networks.
2. In stochastic gradient descent, each pass over the dataset requires the same number of arithmetic operations, whether we use minibatches of size 1 or size 1000. Why can it nevertheless be more computationally efficient to use minibatches of size 1000?

3. State how to apply early stopping in the context of learning using Gradient Descent. Why is it necessary to use a validation set (instead of simply using the test set) when using early stopping?
4. Suppose that a model does well on the training set, but only achieves an accuracy of 85% on the validation set. You conclude that the model is overfitting, and plan to use L1 or L2 regularization to fix the issue. However, you learn that some of the examples in the data may be incorrectly labeled. Which form of regularisation would you prefer to use and why?
5. Describe one advantage of using Adam optimizer instead of basic gradient descent.

**Course Outcome 3(CO3):**

1. Draw and explain the architecture of convolutional neural networks.
2. Consider a convolution layer. The input consists of 6 feature maps of size  $20 \times 20$ . The output consists of 8 feature maps, and the filters are of size  $5 \times 5$ . The convolution is done with a stride of 2 and zero padding, so the output feature maps are of size  $10 \times 10$ .
  - a. Determine the number of weights in this convolution layer.
  - b. Determine the number of weights if we made this a fully connected layer, but the number of input and output units are kept the same as in the network.
3. Suppose two people A and B have implemented two neural networks for recognizing handwritten digits from  $16 \times 16$  grayscale images. Each network has a single hidden layer, and makes predictions using a softmax output layer with 10 units, one for each digit class.
  - a. A's network is a convolutional net. The hidden layer consists of three  $16 \times 16$  convolutional feature maps, each with filters of size  $5 \times 5$ , and uses the logistic nonlinearity. All of the hidden units are connected to all of the output units.
  - b. B's network is a fully connected network with no weight sharing. The hidden layer consists of 768 logistic units (the same number of units as in A's convolutional layer).
4. Briefly explain one advantage of A's approach and one advantage of B's approach.
5. Why do the layers in a deep architecture need to be non-linear?
6. Give two benefits of using convolutional layers instead of fully connected ones for visual tasks.
7. You have an input volume of  $32 \times 32 \times 3$ . What are the dimensions of the resulting volume after convolving a  $5 \times 5$  kernel with zero padding, stride of 1, and 2 filters?

**Course Outcome 4(CO4): .**

1. Draw and explain the architecture of LSTM.
2. Name at least one benefit of the LSTM model over the bag-of-vectors model.
3. Give one advantage of GloVe over Skipgram/CBOW models.
4. What are two ways practitioners deal with having two different sets of word vectors  $U$  and  $V$  at the end of training both Glove and word2vec?
5. If we have a recurrent neural network (RNN), we can view it as a different type of network by "unrolling it through time". Briefly explain what that means.
6. Briefly explain how "unrolling through time" is related to "weight sharing" in convolutional networks.

**Course Outcome 5(CO5):**

1. Development a deep learning solution for problems in the domain i) natural language processing or ii) Computer vision
2. Illustrate the workings of the RNN with an example of a single sequence defined on a vocabulary of four words.
3. Is an autoencoder for supervised learning or for unsupervised learning? Explain briefly.
4. Sketch the architecture of an autoencoder network.
5. Describe how to train an autoencoder network.



## Model Question Paper

**QP CODE:**

**Reg No:** \_\_\_\_\_

**Name:** \_\_\_\_\_

**PAGES : 4**

**APJ ABDUL KALAM TECHNOLOGICAL UNIVERSITY**

**EIGHTH SEMESTER B.TECH DEGREE EXAMINATION, MONTH & YEAR**

**Course Code: CST414**

**Course Name: Deep Learning**

**Max. Marks : 100**

**Duration: 3 Hours**

### **PART A**

**Answer All Questions. Each Question Carries 3 Marks**

1. Discuss the limitation of a single layer perceptron with an example.
2. List the advantages and disadvantages of sigmoid and ReLU activation functions.
3. Derive weight updating rule in gradient descent when the error function is a) mean squared error b) cross entropy.
4. Discuss methods to prevent overfitting in neural networks.
5. What happens if the stride of the convolutional layer increases? What can be the maximum stride? Explain.
6. Draw the architecture of a simple CNN and write short notes on each block.
7. How does a recursive neural network work?
8. List down the differences between LSTM and RNN.
9. Illustrate the use of deep learning concepts in Speech Recognition.

10. What is an autoencoder? Give one application of an autoencoder

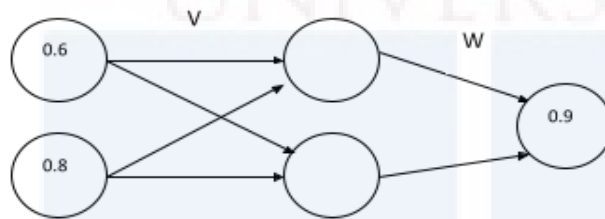
(10x3=30)

### Part B

(Answer any one question from each module. Each question carries 14 Marks)

11. (a) Update the parameters in the given MLP using gradient descent with learning rate as 0.5 and activation function as ReLU. Initial weights are given as (10)

$$V = \begin{bmatrix} 0.1 & 0.2 \\ 0.1 & 0.1 \end{bmatrix} \quad W = \begin{bmatrix} 0.1 & 0.1 \end{bmatrix}$$

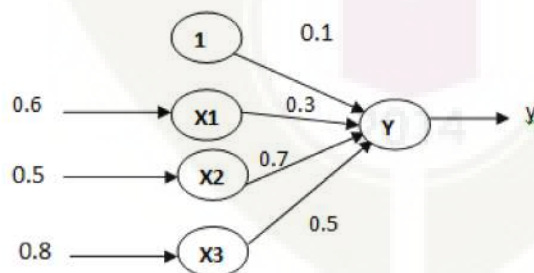


- (b) Explain the importance of choosing the right step size in neural networks. (4)

OR

12. (a) Draw the architecture of a multi-layer perceptron. Derive update rules for parameters in the multi-layer neural network through the gradient descent (10)

- (b) Calculate the output of the following neuron Y if the activation function is a (4)



binary sigmoid.



13. (a) Explain, what might happen in ADAGRAD, where momentum is expressed as  $\Delta w_t = -\eta g_t / \sqrt{(\sum_{\tau=1}^t g_\tau^2)}$  where the denominator computes the L2 norm of all previous gradients on a per-dimension basis and  $\eta$  is a global learning rate shared by all dimensions. (6)

(b) Differentiate gradient descent with and without momentum. Give equations for weight updation in GD with and without momentum. Illustrate plateaus, saddle points and slowly varying gradient. (8)

OR

14. (a) Suppose a supervised learning problem is given to model a deep feed forward neural network. Suggest solutions for the following a) small sized dataset for training b) dataset with unlabeled data c) large data set but data from different distribution. (9)

(b) Describe the effect in bias and variance when a neural network is modified with more number of hidden units followed with dropout regularization (5)

15. (a) Draw and explain the architecture of Convolutional Neural Networks (8)

(b) Suppose that a CNN was trained to classify images into different categories. It performed well on a validation set that was taken from the same source as the training set but not on a testing set, which comes from another distribution. What could be the problem with the training of such a CNN? How will you ascertain the problem? How can those problems be solved? (6)

OR

16. (a) What is the motivation behind convolution neural networks? (4)

(b) Discuss all the variants of the basic convolution function. (10)

17. (a) Describe how an LSTM takes care of the vanishing gradient problem. Use some hypothetical numbers for input and output signals to explain the concept. (8)

(b) Draw and explain the architecture of Recurrent Neural Networks (6)

OR

18. (a) Explain the application of LSTM in Natural Language Processing. (8)
- (b) Discuss the architecture of GRU. (6)
19. (a) Explain any two word embedding techniques (8)
- (b) Explain the merits and demerits of using Autoencoders in Computer Vision. (6)
- OR**
20. (a) Illustrate the use of representation learning in object classification. (7)
- (b) Compare Boltzmann Machine with Deep Belief Network. (7)


### Teaching Plan

No	Contents	No. of Lecture Hours (36 hrs)
<b>Module-1 (Neural Networks ) (7 hours)</b>		
1.1	Introduction to neural networks -Single layer perceptrons	1
1.2	Multi Layer Perceptrons (MLPs), Representation Power of MLPs	1
1.3	Activation functions - Sigmoid, Tanh, ReLU, Softmax. , Risk minimization, Loss function	1
1.4	Training MLPs with backpropagation	1
1.5	Illustration of back propagation algorithm	1
1.6	Practical issues in neural network training - The Problem of Overfitting, Vanishing and exploding gradient problems	1
1.7	Difficulties in convergence, Local and spurious Optima, Computational Challenges.	1
<b>Module-2 (Deep learning) (9 hours)</b>		
2.1	Introduction to deep learning, Deep feed forward network	1
2.2	Training deep models, Concepts of Regularization and optimization,	1



2.3	Gradient Descent (GD), GD with momentum,	1
2.4	Nesterov accelerated GD, Stochastic GD,	1
2.5	AdaGrad, RMSProp, Adam,	1
2.6	L1 and L2 regularization, Early stopping, Dataset augmentation,	1
2.7	Parameter sharing and tying, Injecting noise at input, Ensemble methods	1
2.8	Parameter sharing and tying, Injecting noise at input, Ensemble methods	1
2.9	Dropout, Parameter initialization.	
<b>Module-3 (Convolutional Neural Network) (6 hours)</b>		
3.1	Convolutional Neural Networks – convolution operation	1
3.2	motivation, pooling	1
3.3	Convolution and Pooling as an infinitely strong prior	1
3.4	Variants of convolution functions	1
3.5	structured outputs, data types.	1
3.6	Efficient convolution algorithms.	1
<b>Module- 4 (Recurrent Neural Network) (5 hours)</b>		
4.1	Recurrent neural networks – Computational graphs, RNN design	1
4.2	Encoder – decoder sequence to sequence architectures	1
4.3	Deep recurrent networks, recursive neural networks	1
4.4	Modern RNNs LSTM	1
4.5	GRU	1
<b>Module-5 (Application Areas)( 9 hours)</b>		
5.1	Computer vision. (TB1: Section 12.2)	1
5.2	Speech recognition. (TB1: Section 12.3)	1
5.3	Natural language processing. (TB1: Section 12.4)	1
5.4	Common Word Embedding - Continuous Bag-of-Words, Word2Vec (TB3: Section 2.6)	1

5.5	Common Word Embedding - Global Vectors for Word Representation(GloVe) (TB3: Section 2.9.1- Pennigton 2014)	1
5.6	Brief introduction on current research areas - Autoencoders, Representation learning. (TB3: Section 4.10)	1
5.7	Brief introduction on current research areas - representation learning. (TB3: Section 9.3)	1
5.8	Brief introduction on current research areas - Boltzmann Machines, Deep belief networks. (TB1: Section 20.1, TB3 Section 6.3)	1
5.9	Brief introduction on current research areas - Deep belief networks. (TB1: Section 20.3)	1



CST424	PROGRAMMING PARADIGMS	CATEGORY	L	T	P	CREDIT	YEAR OF INTRODUCTION
		PEC	2	1	0	3	2019

**Preamble:** The course provides the learners a clear understanding of the main constructs of contemporary programming languages and the various systems of ideas that have been used to guide the design of programming languages. This course covers the concepts of Names, Bindings & Scope, Statement-Level Control Structures, Sub Programs, Support for Object Oriented Programming, Exception Handling, Concurrency Control, Functional Programming and Logic Programming. This course helps the learners to equip with the knowledge necessary for the critical evaluation of existing and upcoming programming languages. It also enables the learner to choose the most appropriate language for a given programming task, apply that language's approach to structure or organize the code, classify programming languages based on their features and to design new generation languages.

**Prerequisite:** Sound knowledge in Programming in C and Object-Oriented Programming.

#### Mapping of course outcomes with program outcomes

CO1	Explain the criteria for evaluating programming languages and compare Imperative, Functional and Logic programming languages ( <b>Cognitive Knowledge Level: Understand</b> )
CO2	Illustrate the characteristics of data types and variables ( <b>Cognitive Knowledge Level: Apply</b> )
CO3	Comprehend how control flow structures and subprograms help in developing the structure of a program to solve a computational problem ( <b>Cognitive Knowledge Level: Apply</b> )
CO4	Explain the characteristics of Object-Oriented Programming Languages ( <b>Cognitive Knowledge Level: Understand</b> )
CO5	Compare concurrency constructs in different programming languages ( <b>Cognitive Knowledge Level: Understand</b> )

**Mapping of course outcomes with program outcomes**

	PO1	PO2	PO3	PO4	PO5	PO6	PO7	PO8	PO9	PO10	PO11	PO12
CO1												
CO2												
CO3												
CO4												
CO5												

Abstract POs defined by National Board of Accreditation			
PO#	Broad PO	PO#	Broad PO
PO1	Engineering Knowledge	PO7	Environment and Sustainability
PO2	Problem Analysis	PO8	Ethics
PO3	Design/Development of solutions	PO9	Individual and team work
PO4	Conduct investigations of complex problems	PO10	Communication
PO5	Modern tool usage	PO11	Project Management and Finance
PO6	The Engineer and Society	PO12	Life long learning

**Assessment Pattern**

Bloom's Category	Continuous Assessment Tests		End Semester Examination Marks (%)
	Test 1 (%)	Test 2 (%)	
Remember	30	30	30
Understand	40	40	40

Apply	30	30	30
Analyze			
Evaluate			
Create			

**Mark Distribution**

Total Marks	CIE Marks	ESE Marks	ESE Duration
150	50	100	3

**Continuous Internal Evaluation Pattern:**

Attendance	10 marks
Continuous Assessment Tests (Average of Internal Tests 1 & 2)	25 marks
Continuous Assessment Assignment	15 marks

**Internal Examination Pattern**

Each of the two internal examinations has to be conducted out of 50 marks. First series test shall be preferably conducted after completing the first half of the syllabus and the second series test shall be preferably conducted after completing the remaining part of the syllabus. There will be two parts: Part A and Part B. Part A contains 5 questions (preferably, 2 questions each from the two completed modules and 1 question from the partly completed module), having 3 marks for each question adding up to 15 marks for part A. Students should answer all questions from Part A. Part B contains 7 questions (preferably, 3 questions each from the completed two modules and 1 question from the partly completed module), each with 7 marks. Out of the 7 questions, a student should answer any 5.

**End Semester Examination Pattern:**

There will be two parts; Part A and Part B. Part A contains 10 questions with 2 questions from each module, having 3 marks for each question. Students should answer all questions. Part B contains 2 full questions from each module of which student should answer any one. Each question can have maximum 2 sub-divisions and carries 14 marks.

## Course Level Assessment Questions

### Course Outcome1 (CO1):

1. Compare any three programming languages based on the language evaluation criteria. Prepare a list of characteristics that affect the language evaluation criteria.
2. Identify the advantages and disadvantages of imperative, functional and logic programming languages.

### Course Outcome 2 (CO2):

1. Two most important design issues that are specific to character string types are
  - (1) whether a string is simply a special kind of character array or a primitive type.
  - (2) whether strings have static or dynamic length.Identify the implementations options for the above two cases.
2. Consider the following records of a particular language. Let the size of each char variable be 1 byte, int be 4 bytes and and Boolean be 1 bit.

```
Struct Student
{
    int id;
    char name[2];
    int age;
    boolean scholarship;
}
```

Draw and comment on the possible memory layouts for the record for a 32-bit aligned machine

### Course Outcome 3(CO3):

1. Explain three situations where a combined counting and logical looping statement is needed.
2. Describe the ways that aliases can occur with pass-by-reference parameters.
3. Identify the two fundamental design considerations for parameter-passing methods.
4. What will be the output of the given program segment if it uses the following parameter passing mechanisms:
  - a) call by reference
  - b) call by value

```
x : integer -- global
procedure foo(y : integer)
y := 3
print x
...
```



```
x := 2  
foo(x)  
print x
```

**Course Outcome 4 (CO4):**

1. Describe the role of a virtual method table in implementing dynamic method binding.
2. Identify the merits and demerits of inheritance.

**Course Outcome 5 (CO5):**

1. Evaluate the use of semaphores and monitors for providing competition synchronization and cooperation synchronization.

## Syllabus

**Module – 1**

Introduction – Role of Programming Languages, Programming Domains, Language Evaluation Criteria, Influence on Language Design, Language Design Trade-offs, Implementation Methods. Names, Bindings & Scope – Names, Variables, Concept of Binding, Scope and Lifetime, Referencing Environments.

**Module - 2**

Data Types – Primitive Data Types, Character String Types, User-Defined Ordinal Types, Array Types, Record Types, List Types, Pointer & Reference Types, Type Checking, Strong Typing, Type Equivalence. Expressions – Arithmetic Expressions, Overloaded Operators, Type Conversions, Relational and Boolean Expressions, Short-Circuit Evaluation. Assignment - Assignment Statements, Mixed-mode Assignment.

**Module - 3**

Statement-Level Control Structures – Selection Statements, Iterative Statements, Unconditional Branching, Guarded Commands. Subprograms – Design Issues of Subprograms, Local Referencing Environments, Parameter Passing Methods, Subprograms as Parameters, Overloaded Subprograms, Closures, Co-routines

**Module - 4**

Support for Object Oriented Programming – Inheritance, Dynamic Binding, Design Issues for Object Oriented Languages, Support for Object Oriented Programming in C++, Implementation of Object-oriented Constructs. Exception Handling – Basic Concepts, Design Issues.

**Module - 5**

Concurrency – Subprogram Level Concurrency, Semaphores, Monitors, Message Passing. Functional Programming Languages – Introduction to LISP and Scheme, Comparison of

Functional and Imperative Languages. Logic Programming Languages – Basic Elements of Prolog, Applications of Logic Programming.

**Text Books**

1. Robert W Sebesta, Concepts of Programming Languages, 10th Edition, Pearson.
2. Scott M L, Programming Language Pragmatics, 3rd Edition, Morgan Kauffman Publishers.

**ReferenceBooks**

1. Kenneth C. Loudon, Programming Languages: Principles and Practice, 2nd Edition, Cengage Learning.
2. Tucker A. B. and R. E. Noonan, Programming Languages: Principles and Paradigms, 2nd Edition. –TMH.
3. Ravi Sethi, Programming Languages: Concepts & Constructs, 2nd Edition., Pearson Education.
4. David A. Watt, Programming Language Design Concepts, Wiley Dreamtech.

**Model Question Paper**

**QP CODE:**

**Reg No:** \_\_\_\_\_

**Name:** \_\_\_\_\_

**PAGES : 4**

**APJ ABDUL KALAM TECHNOLOGICAL UNIVERSITY**

**EIGHTH SEMESTER B.TECH DEGREE EXAMINATION, MONTH & YEAR**

**Course Code: CST424**

**Course Name: Programming Paradigms**

**Max. Marks : 100**

**Duration: 3 Hours**

**PART A**

**Answer All Questions. Each Question Carries 3 Marks**

1. Differentiate between readability and writability.
2. Define binding and binding time.
3. What are the advantages of user-defined enumeration types?
4. Define narrowing and widening conversions.
5. Why for statement in C language is more flexible than that of older languages?



6. What are the advantages and disadvantages of dynamic local variables in subprograms?
7. Illustrate the concept of dynamic method binding with an example.
8. Is it mandatory to use constructors in object-oriented languages? Justify your answer.
9. What are the applications of logic programming languages?
10. Explain the working of let and let-rec constructs in Scheme.

(10x3=30)

**Part B****(Answer any one question from each module. Each question carries 14 Marks)**

- 11.(a) Explain different criteria used for evaluating languages. (7)
- (b) Consider the following pseudocode: (7)
- ```
x : integer := 3
y : integer := 4
procedure add
  x := x + y
procedure second(P : procedure)
  x : integer := 5
  P()
  procedure first
    y : integer := 6
    second(add)
    first()

write integer(x)
```
- (a) What does this program print if the language uses static scoping? Give reasons.
- (b) What does it print if the language uses dynamic scoping? Give reasons.

**OR**

- 12.(a) With respect to storage binding, explain the meanings, purposes, advantages and disadvantages of four categories of scalar variables. (7)
- (b) What is meant by referencing environment of a statement? Show the (7)

referencing environment at the indicated program points (1), (2), (3) & (4) for the following program segment. Assume that the programming language is statically scoped.

**program example;**

```
var a, b : integer;  
procedure sub1;  
  var x, y: integer;  
  begin { sub1 }  
    ..... (1)  
  end { sub1 }  
procedure sub2;  
  var x : integer;  
  .....  
  procedure sub3;  
    var x: integer;  
    begin { sub3 }  
      ..... (2)  
    end { sub3 }  
    begin { sub2 }  
      ..... (3)  
    end { sub2 }  
begin {example}  
  ..... (4)  
end {example }
```

13.(a) Explain any two issues associated with the pointer data types and also indicate how dangling pointer problem can be solved. (7)

(b) Describe the lazy and eager approaches for reclaiming garbage. (7)

OR

14.(a) What is meant by side effect and illustrate the advantages of referential transparency? (8)

(b) Explain the terms: compound assignment operator, coercion and short circuit evaluation. (6)

15.(a) Illustrate the different categories of iteration control statements. (8)

(b) Explain the techniques used for identifying the correct referencing environment for a subprogram that was sent as a parameter. (6)

OR

16.(a) Describe the implementation models of Parameter passing. (10)

(b) Differentiate coroutines from conventional subprograms. (4)

17.(a) What is meant by an exception handler? Explain how exceptions are handled in object-oriented languages. (7)

(b) Describe the design issues in object-oriented languages. (7)

OR

18.(a) Illustrate how a virtual method table can be used for implementing dynamic method binding. (7)

(b) Explain the different categories, merits and demerits of inheritance. (7)

19.(a) Compare functional and imperative programming languages. (7)

(b) Explain the role of monitors in concurrency. (7)

OR

20.(a) Explain the searching strategies used in Prolog. Why backward chaining is preferred over forward chaining in Prolog? (10)

(b) **(let ((a 6)** (4)

**(b 8)**

**(square (lambda (x) (\* x x)))**

**(plus +))**

**(sqrt (plus (square a) (square b))))**

Write the output of the above code? Explain how let and lambda construct works?

## Teaching Plan

| No                        | Contents                                                                                                   | No. of Lecture Hours<br>(36 hrs.) |
|---------------------------|------------------------------------------------------------------------------------------------------------|-----------------------------------|
| <b>Module-1 (7 hours)</b> |                                                                                                            |                                   |
| 1.1                       | Introduction: Reasons for studying Concepts of programming languages, Programming Domains                  | 1 hour                            |
| 1.2                       | Language Evaluation Criteria                                                                               | 1 hour                            |
| 1.3                       | Influence on Language Design, Language Design Trade-offs                                                   | 1 hour                            |
| 1.4                       | Implementation Methods                                                                                     | 1 hour                            |
| 1.5                       | Names, Variables                                                                                           | 1 hour                            |
| 1.6                       | Concept of Binding                                                                                         | 1 hour                            |
| 1.7                       | Scope and Lifetime, Referencing Environments                                                               | 1 hour                            |
| <b>Module-2 (7 hours)</b> |                                                                                                            |                                   |
| 2.1                       | Primitive Data Types, Character String Types                                                               | 1 hour                            |
| 2.2                       | User-Defined Ordinal Types, Array Types                                                                    | 1 hour                            |
| 2.3                       | Record Types, List Types, Pointer and Reference Types                                                      | 1 hour                            |
| 2.4                       | Implementation of pointer and reference types, Type Checking, Strong Typing, Type Equivalence              | 1 hour                            |
| 2.5                       | Expressions and Assignment Statements, Arithmetic Expressions                                              | 1 hour                            |
| 2.6                       | Overloaded Operators, Type Conversions                                                                     | 1 hour                            |
| 2.7                       | Relational and Boolean Expressions, Short-Circuit Evaluation, Assignment Statements, Mixed-mode Assignment | 1 hour                            |
| <b>Module-3 (8 hours)</b> |                                                                                                            |                                   |
| 3.1                       | Selection Statements, Iterative Statements                                                                 | 1 hour                            |
| 3.2                       | Unconditional Branching                                                                                    | 1 hour                            |

|                           |                                                   |        |
|---------------------------|---------------------------------------------------|--------|
| 3.3                       | Guarded Commands                                  | 1 hour |
| 3.4                       | Subprograms: Design Issues of Subprograms         | 1 hour |
| 3.5                       | Local Referencing Environments                    | 1 hour |
| 3.6                       | Parameter Passing Methods                         | 1 hour |
| 3.7                       | Subprograms as Parameters, Overloaded Subprograms | 1 hour |
| 3.8                       | Closures, Co-routines                             | 1 hour |
| <b>Module-4 (7 hours)</b> |                                                   |        |
| 4.1                       | Inheritance                                       | 1 hour |
| 4.2                       | Dynamic Binding                                   | 1 hour |
| 4.3                       | Design Issues for Object Oriented Languages       | 1 hour |
| 4.4                       | Support for Object Oriented Programming in C++    | 1 hour |
| 4.5                       | Implementation of Object-Oriented Constructs      | 1 hour |
| 4.6                       | Exception Handling – Basic Concepts               | 1 hour |
| 4.7                       | Exception Handling - Design Issues                | 1 hour |
| <b>Module-5 (7 hours)</b> |                                                   |        |
| 5.1                       | Subprogram Level Concurrency                      | 1 hour |
| 5.2                       | Semaphores, Monitors                              | 1 hour |
| 5.3                       | Message Passing                                   | 1 hour |
| 5.4                       | Introduction to LISP and Scheme                   | 1 hour |
| 5.5                       | Comparison of Functional and Imperative Languages | 1 hour |
| 5.6                       | Basic Elements of Prolog                          | 1 hour |
| 5.7                       | Applications of Logic Programming                 | 1 hour |

| CCT<br>434 | STEGANOGRAPHY<br>AND DIGITAL<br>WATERMARKING | CATEGORY | L | T | P | CREDIT | YEAR OF<br>INTRODUCTION |
|------------|----------------------------------------------|----------|---|---|---|--------|-------------------------|
|            |                                              | PEC      | 2 | 1 | 0 |        |                         |

**Preamble:** Study of this course provides the learners a clear understanding of the fundamental concepts of steganography and digital watermarking. The course helps the learners to understand the various weak points and threats faced in watermarking. This course covers the security measures in watermarking and help students to learn about how to perform steganalysis.

**Course Outcomes:** After the completion of the course, the student will be able to

| CO# | Course Outcomes                                                                                                             |
|-----|-----------------------------------------------------------------------------------------------------------------------------|
| CO1 | Comprehend the importance and properties of watermarking and steganography<br>(Cognitive knowledge level: Understand)       |
| CO2 | Familiarize the different watermarking domains and watermarking models (Cognitive knowledge level: Apply)                   |
| CO3 | Explore the different watermarking attacks and tools used in watermarking (Cognitive knowledge level: Understand)           |
| CO4 | Summarize the security requirements of watermark and content authentication.<br>(Cognitive knowledge level: Understand)     |
| CO5 | Explore the different types of steganography and algorithms used to perform steganalysis.(Cognitive knowledge level: Apply) |

## Mapping of course outcomes with program outcomes

|     | PO1 | PO2 | PO3 | PO4 | PO5 | PO6 | PO7 | PO8 | PO9 | P10 | P11 | P12 |
|-----|-----|-----|-----|-----|-----|-----|-----|-----|-----|-----|-----|-----|
| CO1 | ✓   | ✓   | ✓   |     |     |     |     |     |     |     |     | ✓   |
| CO2 | ✓   | ✓   | ✓   |     | ✓   |     |     |     |     |     |     | ✓   |
| CO3 | ✓   | ✓   | ✓   |     | ✓   |     |     |     |     |     |     | ✓   |
| CO4 | ✓   | ✓   | ✓   |     |     |     |     |     |     |     |     | ✓   |
| CO5 | ✓   | ✓   | ✓   |     | ✓   |     |     |     |     |     |     | ✓   |

| Abstract POs defined by National Board of Accreditation |                                            |      |                                |
|---------------------------------------------------------|--------------------------------------------|------|--------------------------------|
| PO#                                                     | Broad PO                                   | PO#  | Broad PO                       |
| PO1                                                     | Engineering Knowledge                      | PO7  | Environment and Sustainability |
| PO2                                                     | Problem Analysis                           | PO8  | Ethics                         |
| PO3                                                     | Design/Development of solutions            | PO9  | Individual and teamwork        |
| PO4                                                     | Conduct investigations of complex problems | PO10 | Communication                  |
| PO5                                                     | Modern tool usage                          | PO11 | Project Management and Finance |
| PO6                                                     | The Engineer and Society                   | PO12 | Lifelong learning              |



| Assessment Pattern<br>Bloom's Category | Test 1 (Marks in<br>percentage) | Test 2 (Marks in<br>percentage) | End Semester<br>Examination (Marks<br>in percentage) |
|----------------------------------------|---------------------------------|---------------------------------|------------------------------------------------------|
| Remember                               | 40                              | 40                              | 40                                                   |
| Understand                             | 40                              | 40                              | 40                                                   |
| Apply                                  | 20                              | 20                              | 20                                                   |
| Analyze                                |                                 |                                 |                                                      |
| Evaluate                               |                                 |                                 |                                                      |
| Create                                 |                                 |                                 |                                                      |

### Mark Distribution

| Total Marks | CIE Marks | ESE Marks | ESE Duration |
|-------------|-----------|-----------|--------------|
| 150         | 50        | 100       | 3            |

### Continuous Internal Evaluation Pattern:

Attendance : 10 marks

Continuous Assessment Test : 25 marks

Continuous Assessment Assignment : 15 marks

**Internal Examination Pattern:** Each of the two internal examinations has to be conducted out of 50 marks. The first series test shall be preferably conducted after completing the first half of the syllabus. The second series test shall be preferably conducted after completing the remaining part of the syllabus. There will be two parts: Part A and Part B. Part A contains 5 questions (preferably, 2 questions each from the completed modules and 1 question from the partly completed module), having 3 marks for each question adding up to 15 marks for part A. Students should answer all questions from Part A. Part B contains 7 questions (preferably, 3 questions each from the completed modules and 1 question from the partly completed module), each with 7 marks. Out of the 7 questions, a student should answer any 5.

**End Semester Examination Pattern:** There will be two parts; Part A and Part B. Part A contains 10 questions with 2 questions from each module, having 3 marks for each question. Students should answer all questions. Part B contains 2 questions from each module of which a student should answer anyone. Each question can have maximum 2 sub-divisions and carries 14 marks.

## Syllabus

### Module 1(Introduction)

Introduction, Information Hiding, Steganography and Watermarking, Importance of digital watermarking, Importance of steganography, Differences between watermarking and Steganography, Applications of watermarking, Properties of watermarking system, Evaluating Watermarking systems, Classification in Digital watermarking-based on characteristics, classification based on Applications

### Module 2(Models of Watermarking)

Models of watermarking-Notation, Communications, Communication based models of watermarking, Geometric models of watermarking-Distributions and Regions in Media Space, Marking Spaces, Spatial domain watermarking, Frequency domain watermarking  
Watermarking using side Information-Formal definition of the problem, Signal and Channel Models, Optimal Watermarking for a Single Cover Work, Optimal Coding for Multiple Cover Works, Understanding Shannon's Theorem.

### Module 3(Watermarking Attacks)

Watermarking attacks and tools: Image processing attacks-Attack by filtering, attack by remodulation, attack by JPEG coding distortion, attack by JPEG 2000 compression Geometric attacks-attack by image scaling, attack by rotation, attack by image clipping, attack by linear transformation, attack by collage, attack by template, cryptographic attacks, protocol attack, Watermarking tools

### Module 4(Watermark Security)

Watermark Security - Security Requirements, Restricting Watermark Operations, Public and Private Watermarking, Watermark Security and Cryptography-The Analogy between Watermarking and Cryptography, Preventing Unauthorized Detection, Preventing Unauthorized Embedding, Preventing Unauthorized Removal, Content Authentication- Exact Authentication, Selective Authentication , Localization, Restoration

### Module 5(Steganography and Steganalysis)

Steganography and Steganalysis: Types of steganography-technical steganography, Linguistic steganography, Digital steganography, Applications of steganography-covert communication, one time pad communication, Steganographic tools-S-Tools, StegoDos, EzStego, JSteg-Jpeg, Significant Steganalysis Algorithms-LSB Embedding and the Histogram Attack, Sample Pairs Analysis, Properties of Steganographic and Steganalysis System

**Textbooks**

1. Frank Y. Shih ,“Digital Watermarking and Steganography Fundamentals and Techniques” Taylor & Francis Group, LLC, Second Edition , 2017
2. Ingemar J. Cox, Matthew L. Miller, Jeffrey A. Bloom, Jessica Fridrich, Ton Kalker “Digital Watermarking and Steganography”, Elsevier Inc, Second Edition, 2008

**References**

1. David Meg'ias, Wojciech Mazurczyk , Minoru Kuribayashi “Data Hiding and Its Applications: Digital Watermarking and Steganography” MDPI AG, 10 November 2021
2. Muhammad Nuh Al-Azhar “Steganography Forensic: Metadata Analysis for Steganography Detection”, LAMBERT Academic Publishing, 2016

**Sample Course Level Assessment Questions**

**Course Outcome 1 (CO1):** Explain the properties of watermarking and steganography.

**Course Outcome 2 (CO2):** Illustrate the importance of spatial and frequency domain watermarking.

**Course Outcome 3 (CO3):** Describe the different attacks in watermarking.

**Course Outcome 4 (CO4):** How to prevent unauthorized detection and unauthorized embedding in watermark security.

**Course Outcome 5 (CO5):** Illustrate the working of any three steganographic tools with suitable examples.

**Model Question Paper**

**QP CODE:**

**Reg No:** \_\_\_\_\_

**Name :** \_\_\_\_\_

**PAGES : 3**

**APJ ABDUL KALAM TECHNOLOGICAL UNIVERSITY**

**EIGHTH SEMESTER B.TECH DEGREE EXAMINATION, MONTH & YEAR**

**Course Code: CCT 434**

**Course Name: STEGANOGRAPHY AND DIGITAL WATERMARKING**

**Max.Marks:100**

**Duration: 3 Hours**

**PART A**

**Answer all Questions. Each question carries 3 Marks**

1. Differentiate between watermarking and steganography.
2. Describe any three applications of watermarking.
3. What are the different notations used in watermarking models?
4. Illustrate the working of any one communication model of watermarking.
5. Differentiate between attack by filtering and attack by remodulation.
6. What are sensitivity analysis attacks?
7. Compare and contrast watermarking and cryptography.
8. How is content authentication performed in watermarking?
9. What are the differences between technical and linguistic steganography?
10. Differentiate between covert communication and one time pad communication.

**PART B**

**Answer any one Question from each module.**

**Each question carries 14 Marks**

11. a) Explain the classification of digital watermarking based on characteristics.

(8)

- b) How are watermarking systems evaluated?

(6)

**OR**

12. a) Explain (i) copyright protection  
 (ii) Data Authentication  
 (iii) Copy control  
 (iv) Device control (8)  
 b) Why digital watermarking is considered as important? (6)

13. a) Differentiate optimal watermarking for a Single Cover Work and optimal coding for Multiple Cover Works. (8)  
 b) State and explain Shannon's Theorem (6)

**OR**

14. a) Compare substitutive watermarking and additive watermarking in spatial domain. (8)  
 b) Explain the basic model of watermarking with figure. (6)
15. a) Describe any three watermarking attacks. Explain any three watermarking tools. (8)  
 b) Differentiate between cryptographic attacks and protocol attacks. (6)

**OR**

16. a) Explain briefly the geometric attacks of watermarking (8)  
 b) Describe (i) Gradient Descent Attacks  
 (ii) Pathological Distortions  
 (iii) Attack by JPEG 2000 compression (6)
17. a) How localization and restoration are performed in the context of content authentication? (8)  
 b) How to prevent unauthorized Detection and unauthorized Embedding (6)

**OR**

18. a) Explain the security requirements to be considered in watermark security. (8)  
 b) Differentiate Public and private Watermarking with examples. (6)
19. a) Explain different types of steganography (8)  
 b) Illustrate the use of any three steganographic tools. (6)

**OR**

20. a) Illustrate any two steganalysis algorithms with examples. (8)  
 b) Explain the different properties of steganographic systems (6)

## TEACHING PLAN

| No.                                               | Contents                                                                                              | No of Lecture Hrs (37) |
|---------------------------------------------------|-------------------------------------------------------------------------------------------------------|------------------------|
| <b>Module 1(Introduction) (7 hrs)</b>             |                                                                                                       |                        |
| 1.1                                               | Introduction, Information Hiding                                                                      | 1 hour                 |
| 1.2                                               | Steganography and Watermarking                                                                        | 1 hour                 |
| 1.3                                               | Importance of digital watermarking, Importance of Steganography                                       | 1 hour                 |
| 1.4                                               | Differences between watermarking and Steganography                                                    | 1 hour                 |
| 1.5                                               | Applications of watermarking, Properties of watermarking system                                       | 1 hour                 |
| 1.6                                               | Evaluating Watermarking systems                                                                       | 1 hour                 |
| 1.7                                               | Classification in Digital watermarking-based on characteristics ,classification based on Applications | 1 hour                 |
| <b>Module 2 (Models of Watermarking) (10 hrs)</b> |                                                                                                       |                        |
| 2.1                                               | Models of Watermarking-Notation                                                                       | 1 hour                 |
| 2.2                                               | Communications, Communication based models of Watermarking                                            | 1 hour                 |
| 2.3                                               | Geometric models of watermarking                                                                      | 1 hour                 |
| 2.4                                               | Distributions and Regions in Media Space                                                              | 1 hour                 |
| 2.5                                               | Marking Spaces                                                                                        | 1 hour                 |
| 2.6                                               | Spatial domain watermarking, Frequency domain watermarking                                            | 1 hour                 |
| 2.7                                               | Watermarking using side Information-Formal definition of the problem                                  | 1 hour                 |
| 2.8                                               | Signal and Channel Models                                                                             | 1 hour                 |

|                                                          |                                                                                                   |        |
|----------------------------------------------------------|---------------------------------------------------------------------------------------------------|--------|
| 2.9                                                      | Optimal Watermarking for a Single Cover Work                                                      | 1 hour |
| 2.10                                                     | Optimal Coding for Multiple Cover Works, Understanding Shannon's Theorem                          | 1 hour |
| <b>Module 3(Watermarking Attacks) (7 hrs)</b>            |                                                                                                   |        |
| 3.1                                                      | Watermarking attacks and tools: Image processing attacks                                          | 1 hour |
| 3.2                                                      | Attack by filtering, attack by remodulation, attack by JPEG coding distortion                     | 1 hour |
| 3.3                                                      | Attack by JPEG 2000 compression Geometric attacks-attack by image scaling, attack by rotation     | 1 hour |
| 3.4                                                      | Attack by image clipping, attack by linear transformation                                         | 1 hour |
| 3.5                                                      | Attack by collage, attack by template, cryptographic attacks, protocol attack, Watermarking tools | 1 hour |
| 3.6                                                      | Scrambling Attacks, Pathological Distortions, Copy Attacks                                        | 1 hour |
| 3.7                                                      | Ambiguity Attacks, Sensitivity Analysis Attacks, Gradient Descent Attacks                         | 1 hour |
| <b>Module 4(Watermark Security) (6 hrs)</b>              |                                                                                                   |        |
| 4.1                                                      | Watermark Security - Security Requirements                                                        | 1 hour |
| 4.2                                                      | Restricting Watermark Operations, Public and Private Watermarking                                 | 1 hour |
| 4.3                                                      | Watermark Security and Cryptography-The Analogy between Watermarking and Cryptography             | 1 hour |
| 4.4                                                      | Preventing Unauthorized Detection, Preventing Unauthorized Embedding                              | 1 hour |
| 4.5                                                      | Preventing Unauthorized Removal, Content Authentication- Exact Authentication                     | 1 hour |
| 4.6                                                      | Content Authentication-Selective Authentication , Localization, Restoration                       | 1 hour |
| <b>Module 5 (Steganography and Steganalysis) (6 hrs)</b> |                                                                                                   |        |



|     |                                                                                                   |        |
|-----|---------------------------------------------------------------------------------------------------|--------|
| 5.1 | Steganography and Steganalysis: Types of steganography-technical steganography                    | 1 hour |
| 5.2 | Linguistic steganography, Digital steganography                                                   | 1 hour |
| 5.3 | Applications of steganography-covert communication, one time pad communication                    | 1 hour |
| 5.4 | Steganographic tools-S-Tools, StegoDos, EzStego, JSteg-Jpeg                                       | 1 hour |
| 5.5 | Significant Steganalysis Algorithms-LSB Embedding and the Histogram Attack, Sample Pairs Analysis | 1 hour |
| 5.6 | Properties of Steganographic and Steganalysis Systems                                             | 1 hour |



| CST444 | SOFT COMPUTING | CATEGORY | L | T | P | CREDIT | YEAR OF INTRODUCTION |
|--------|----------------|----------|---|---|---|--------|----------------------|
|        |                | PEC      | 2 | 1 | 0 | 3      | 2019                 |

**Preamble:** This course enables the learners to understand the concepts of Soft Computing techniques and its applications. It covers Artificial Neural Networks, operations and models of fuzzy logic, genetic algorithms and multi objective optimization techniques. This course helps the students to develop algorithms and solutions for different real world applications.

**Prerequisite:** NIL.

#### Mapping of course outcomes with program outcomes

|            |                                                                                                                                                              |
|------------|--------------------------------------------------------------------------------------------------------------------------------------------------------------|
| <b>CO1</b> | Describe soft computing techniques and the basic models of Artificial Neural Network<br>(Cognitive Knowledge Level: Understand)                              |
| <b>CO2</b> | Solve practical problems using neural networks (Cognitive Knowledge Level: Apply)                                                                            |
| <b>CO3</b> | Illustrate the operations, model and applications of fuzzy logic (Cognitive Knowledge Level: Apply)                                                          |
| <b>CO4</b> | Illustrate the concepts of Genetic Algorithm (Cognitive Knowledge Level: Apply)                                                                              |
| <b>CO5</b> | Describe the concepts of multi-objective optimization models and the need for using hybrid soft computing approaches (Cognitive Knowledge Level: Understand) |

#### Mapping of course outcomes with program outcomes

|            | PO1 | PO2 | PO3 | PO4 | PO5 | PO6 | PO7 | PO8 | PO9 | PO10 | PO11 | PO12 |
|------------|-----|-----|-----|-----|-----|-----|-----|-----|-----|------|------|------|
| <b>CO1</b> |     |     |     |     |     |     |     |     |     |      |      |      |
| <b>CO2</b> |     |     |     |     |     |     |     |     |     |      |      |      |
| <b>CO3</b> |     |     |     |     |     |     |     |     |     |      |      |      |
| <b>CO4</b> |     |     |     |     |     |     |     |     |     |      |      |      |
| <b>CO5</b> |     |     |     |     |     |     |     |     |     |      |      |      |

| Abstract POs defined by National Board of Accreditation |                                            |      |                                |
|---------------------------------------------------------|--------------------------------------------|------|--------------------------------|
| PO#                                                     | Broad PO                                   | PO#  | Broad PO                       |
| PO1                                                     | Engineering Knowledge                      | PO7  | Environment and Sustainability |
| PO2                                                     | Problem Analysis                           | PO8  | Ethics                         |
| PO3                                                     | Design/Development of solutions            | PO9  | Individual and team work       |
| PO4                                                     | Conduct investigations of complex problems | PO10 | Communication                  |
| PO5                                                     | Modern tool usage                          | PO11 | Project Management and Finance |
| PO6                                                     | The Engineer and Society                   | PO12 | Life long learning             |

### Assessment Pattern

| Bloom's Category | Continuous Assessment Tests |            | End Semester Examination Marks (%) |
|------------------|-----------------------------|------------|------------------------------------|
|                  | Test 1 (%)                  | Test 2 (%) |                                    |
| Remember         | 30                          | 30         | 30                                 |
| Understand       | 30                          | 30         | 30                                 |
| Apply            | 40                          | 40         | 40                                 |
| Analyze          |                             |            |                                    |
| Evaluate         |                             |            |                                    |
| Create           |                             |            |                                    |

### Mark Distribution

| Total Marks | CIE Marks | ESE Marks | ESE Duration |
|-------------|-----------|-----------|--------------|
| 150         | 50        | 100       | 3            |

**Continuous Internal Evaluation Pattern:**

|                                                              |          |
|--------------------------------------------------------------|----------|
| Attendance                                                   | 10 marks |
| Continuous Assessment Tests(Average of Internal Tests 1 & 2) | 25 marks |
| Continuous Assessment Assignment                             | 15 marks |

**Internal Examination Pattern**

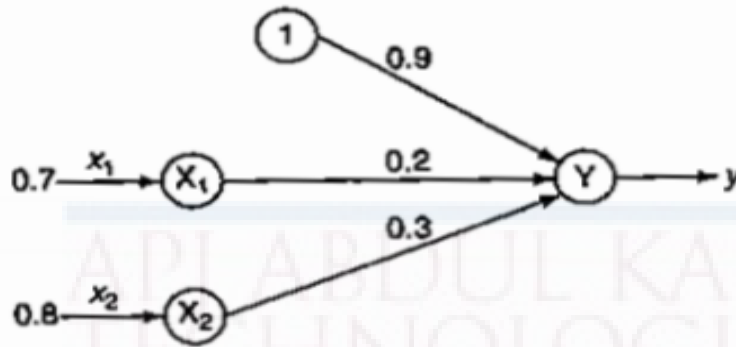
Each of the two internal examinations has to be conducted out of 50 marks. First series test shall be preferably conducted after completing the first half of the syllabus and the second series test shall be preferably conducted after completing remaining part of the syllabus. There will be two parts: Part A and Part B. Part A contains 5 questions (preferably, 2 questions each from the completed modules and 1 question from the partly completed module), having 3 marks for each question adding up to 15 marks for part A. Students should answer all questions from Part A. Part B contains 7 questions (preferably, 3 questions each from the completed modules and 1 question from the partly completed module), each with 7 marks. Out of the 7 questions, a student should answer any 5.

**End Semester Examination Pattern:**

There will be two parts; Part A and Part B. Part A contains 10 questions with 2 questions from each module, having 3 marks for each question. Students should answer all questions. Part B contains 2 full questions from each module of which student should answer any one. Each question can have maximum 2 sub-divisions and carries 14 marks.

**Course Level Assessment Questions****Course Outcome 1 (CO1):**

1. Describe the necessity of Activation function? Examine the various aspects of sigmoidal activation function. List the drawbacks. Calculate the net output of the following neural network using the bipolar and binary sigmoidal activation function.



2. Explain the architecture of McCulloch-Pitts Neuron network model. Implement NAND(NOT-AND) gate function using M-P Neuron Model(with binary input).

### Course Outcome 2(CO2):

1. Find the weights required to perform classification of patterns shown below using perceptron network. The patterns (1,1,-1) and ( 1, -1,-1) are belonging to the target class -1. The patterns (-1,1,1) and (-1,-1,1) are belonging to the target class +1. Assume suitable learning rate and initial weights.
2. Explain the architecture and training algorithm of Adaline network . Use Adaline network to train NOR logic function with bipolar inputs and targets. Perform 2 epochs of training.

### Course Outcome 3(CO3):

1. There is an imprecise relationship between the ambient temperature for clay masonry bricks and their compressive strengths. Let X be a fuzzy set of fracture strengths and Y be a fuzzy set of temperatures with the following membership functions:

$$X = \left\{ \frac{1.0}{1500} + \frac{0.8}{2175} + \frac{0.6}{7000} + \frac{0.5}{12750} + \frac{0.3}{16500} + \frac{0.1}{20000} \right\}$$

$$Y = \left\{ \frac{0.2}{20} + \frac{0.4}{25} + \frac{0.5}{32} + \frac{1.0}{50} + \frac{0.6}{90} + \frac{0.3}{105} \right\}$$

- (a) Find the Cartesian Product of X and Y and represent it as relation R.  
Suppose there is a second fuzzy set of masonry lengths given as

$$Z = \left\{ \frac{0.4}{1500} + \frac{0.5}{2175} + \frac{0.6}{7000} + \frac{0.8}{12750} + \frac{0.9}{16500} + \frac{1.0}{20000} \right\}$$

- (b) Find  $S = Z \circ R$  using max-min composition (c) Find  $T = Z \circ R$  using max-product composition

2. Given two universes  $X=\{x_1, x_2, x_3, x_4, x_5\}$  and  $Y=\{y_1, y_2, y_3, y_4, y_5\}$ , the fuzzy sets A defined on X and fuzzy set B defined on Y are given below:

$$A = \left\{ \frac{0.4}{x_1} + \frac{0.7}{x_2} + \frac{1}{x_3} + \frac{0.8}{x_4} + \frac{0.6}{x_5} \right\} \quad B = \left\{ \frac{0.2}{y_1} + \frac{0.6}{y_2} + \frac{1}{y_3} + \frac{0.9}{y_4} + \frac{0.7}{y_5} \right\}$$

(i) Find the relation  $R = A \times B$

Consider another fuzzy set C defined on the universe  $V=\{v_1, v_2, v_3\}$ ,  $C = \left\{ \frac{0.4}{v_1} + \frac{1}{v_2} + \frac{0.8}{v_3} \right\}$

(ii) Find  $P = B \times C$ . Using max-min composition, Find  $R \circ P$ .

#### Course Outcome 4(CO4):

1. Illustrate the various types of cross over with suitable examples.
2. Using Genetic algorithm with Roulette wheel selection method maximize the function  $f(x)=x^2$  over  $\{0, 1, 2, \dots, 31\}$  with initial x values of (13, 24, 8, 19). Show one crossover and mutation.

#### Course Outcome 5(CO5):

1. Explain strong dominance and weak pareto-optimality.
2. What are the different classifications of neuro-fuzzy hybrid systems?

### Syllabus

#### Module – 1 (Introduction to Soft Computing & Artificial Neural Network)

Introduction to Soft Computing. Difference between Hard Computing & Soft Computing. Applications of Soft Computing. Artificial Neurons Vs Biological Neurons. Basic models of artificial neural networks – Connections, Learning, Activation Functions. McCulloch and Pitts Neuron. Hebb network.

#### Module – 2 (Supervised Learning Network)

Perceptron Networks– Learning rule, Training and testing algorithm. Adaptive Linear Neuron– Architecture, Training and testing algorithm. Back propagation Network – Architecture, Training and testing algorithm.

#### Module - 3 (Fuzzy Logic & Defuzzification)

Fuzzy sets – properties, operations on fuzzy set. Fuzzy membership functions, Methods of membership value assignments – intuition, inference, Rank Ordering. Fuzzy relations– operations on fuzzy relation. Fuzzy Propositions. Fuzzy implications. Defuzzification– Lamda cuts, Defuzzification methods.



**Module - 4 (Fuzzy Inference System & Genetic Algorithm)**

Fuzzy Inference Systems - Mamdani and Sugeno types. Fuzzy Logic Controller. Concepts of genetic algorithm. Operators in genetic algorithm - coding, selection, cross over, mutation. Stopping condition for genetic algorithm.

**Module - 5 (Multi Objective Optimization & Hybrid Systems)**

Multi objective optimization problem. Principles of Multi- objective optimization, Dominance and pareto-optimality. Optimality conditions. Neuro-fuzzy hybrid systems. Genetic – neuro hybrid systems.

**Text Books**

1. S.N.Sivanandam and S.N. Deepa, Principles of Soft Computing , 2<sup>nd</sup> Edition, John Wiley & Sons.
2. Kalyanmoy Deb, Multi-objective Optimization using Evolutionary Algorithms, 1<sup>st</sup> Edition, John Wiley & Sons.

**Reference Books**

1. Timothy J Ross, Fuzzy Logic with Engineering Applications, John Wiley & Sons, 2016.
2. T.S.Rajasekaran, G.A.Vijayalakshmi Pai “Neural Networks, Fuzzy Logic & Genetic Algorithms Synthesis and Applications”, Prentice-Hall India.
3. Simon Haykin, “Neural Networks- A Comprehensive Foundation”, 2/e, Pearson Education.
4. Zimmermann H. J, “Fuzzy Set Theory & Its Applications”, Allied Publishers Ltd.

**Model Question Paper**

**QP CODE:**

**Reg No:** \_\_\_\_\_

**Name:** \_\_\_\_\_

**PAGES : 4**

**APJ ABDUL KALAM TECHNOLOGICAL UNIVERSITY**

**EIGHTH SEMESTER B.TECH DEGREE EXAMINATION, MONTH & YEAR**

**Course Code: CST 444**

**Course Name: Soft Computing**

**Max. Marks : 100**

**Duration: 3 Hours**

**PART A**

**Answer All Questions. Each Question Carries 3 Marks**

1. Explain the architecture of a simple Artificial Neural network? Compare it with a biological neuron.
2. A 4-input neuron has weights 1, 2, 3 and 4. The transfer function is linear with the constant of proportionality being equal to 2. The inputs are 4, 10, 5 and 20 respectively. Predict the output?
3. Explain the Widrow-Hoff learning rule for supervised learning in neural networks with help of an example. Why is it sometimes called the LMS learning rule?
4. Implement one epoch of Adaline algorithm for AND logic function with binary inputs and bipolar outputs. Initial weights are  $w_1=0.2$ ,  $w_2=0.1$  and learning rate parameter  $\eta=0.2$ .
5. Consider two fuzzy sets  $A = \left\{ \frac{0.2}{0} + \frac{0.3}{1} + \frac{1}{2} + \frac{0.1}{3} + \frac{0.5}{4} \right\}$   $B = \left\{ \frac{0.1}{0} + \frac{0.25}{1} + \frac{0.9}{2} + \frac{0.7}{3} + \frac{0.3}{4} \right\}$  Find the following: (a) Algebraic sum (b) Algebraic product (c) Bounded sum.
6. Using your own intuition and definition of universe of discourse, plot membership

functions for liquid level (Empty, very less, less, full, very full) in a tank.

7. Explain Stochastic Universal Sampling with an example.
8. Explain any two mutation methods.
9. Differentiate between linear and nonlinear Multi Objective Optimization Problem.
10. What are the characteristics of neuro fuzzy hybrid systems?

(10x3=30)

### Part B

(Answer any one question from each module. Each question carries 14 Marks)

11. (a) Implement XOR function using M-P Neuron Model (with binary input). Why M-P neuron is widely used in processing binary data? (8)

- (b) Using Hebb Network calculate the weight required to perform the following classification of given input pattern. (6)

L  $\square$  belongs to the members of the class(+)  $\square$  target value +1

U  $\square$  does not belongs to members of class(.)  $\square$  target value -1

|   |   |   |
|---|---|---|
| + | . | . |
| + | . | . |
| + | + | + |

L

|   |   |   |
|---|---|---|
| + | . | + |
| + | . | + |
| + | + | + |

U

OR

12. (a) Compare the three learning approaches in Artificial Neural Network. How is the critic information used in learning process. (8)
- (b) Define Hebb Law. Design a Hebb Network to implement logical AND function. Use bipolar input and targets. (7)

13. (a) Discuss the training algorithm and explain the weight updates in back propagation networks. (10)

(b) Implement one epoch of Perceptron training algorithm for OR logic function with binary input and bipolar output. (4)

OR

14. (a) Explain how synaptic weights are adapted iteration by iteration using error correction rule in Perceptron convergence algorithm for an OR gate with bipolar inputs and outputs. Initial weights are all zero and learning rate parameter  $\eta=0.1$ . (10)

(b) Explain Perceptron convergence theorem and discuss Perceptron algorithm based on XOR logic function. (4)

15. (a) Three fuzzy sets are defined as follows: (10)

$$A = \left\{ \frac{0.1}{30} + \frac{0.2}{60} + \frac{0.3}{90} + \frac{0.4}{120} \right\}, B = \left\{ \frac{1}{1} + \frac{0.2}{2} + \frac{0.5}{3} + \frac{0.7}{4} + \frac{0.3}{5} + \frac{0}{6} \right\},$$

$$C = \left\{ \frac{0.33}{100} + \frac{0.65}{200} + \frac{0.92}{300} + \frac{0.21}{400} \right\}$$

Find: (i)  $R = A \times B$  (ii)  $S = B \times C$  (iii)  $T = RoS$ , using Max-Min composition  
(iv)  $T = RoS$ , using Max-Product composition.

(b) For the fuzzy sets given  $A = \left\{ \frac{0.5}{x_1} + \frac{0.2}{x_2} + \frac{0.9}{x_3} \right\}$  and  $B = \left\{ \frac{1}{y_1} + \frac{0.5}{y_2} + \frac{1}{y_3} \right\}$ . Find relation R by performing Cartesian product over the given fuzzy sets. (4)

OR

16. (a) Using inference approach, find the membership values for each of the triangular shapes (I, R, IR, T) for a triangle with angles  $120^\circ$ ,  $50^\circ$ ,  $10^\circ$ . (8)

(b) Using Zadeh's notation, determine the  $\lambda$  - cut sets for the given fuzzy sets: (6)

$$S_1 = \left\{ \frac{0}{0} + \frac{0.5}{20} + \frac{0.65}{40} + \frac{0.85}{60} + \frac{1.0}{80} + \frac{1.0}{100} \right\}$$

$$S_2 = \left\{ \frac{0}{0} + \frac{0.45}{20} + \frac{0.6}{40} + \frac{0.8}{60} + \frac{0.95}{80} + \frac{1.0}{100} \right\}$$

Express the following for  $\lambda = 0.5$ : a)  $S_1 \cup S_2$     b)  $S_2'$     c)  $S_1 \hat{\cap} S_2$

17. (a) Differentiate between value encoding and permutation encoding. (8)

(b) Explain the stopping conditions for genetic algorithm. (6)

OR

18. (a) Apply Mamdani fuzzy model to design a controller to determine the wash time of a domestic washing machine. Assume input is dirt and grease of the cloth. Use three descriptors for input variable and five descriptors for output variables. Derive the set of rules for controller action and defuzzification. Design should be supported by figure wherever possible. (10)

(b) Explain Single-Point Crossover and Two-Point Crossover with example. (4)

19. (a) Explain convex and non convex MOOP? How to find a non dominated set. (10)

(b) What are the properties of dominance relation? (4)

OR

20. (a) Explain Genetic Neuro-Hybrid System with block diagram. Also write the advantages of Genetic- Neuro Hybrid systems. (8)

(b) Discuss the classification of Neuro-Fuzzy Hybrid System. (6)

**Teaching Plan**

| <b>No</b>                                                                                  | <b>Contents</b>                                                                      | <b>No. of<br/>Lecture<br/>Hours<br/>(35 hrs)</b> |
|--------------------------------------------------------------------------------------------|--------------------------------------------------------------------------------------|--------------------------------------------------|
| <b>Module-1 (Introduction to Soft Computing &amp; Artificial Neural Network) (6 hours)</b> |                                                                                      |                                                  |
| 1.1                                                                                        | Introduction to Soft Computing                                                       | 1 hour                                           |
| 1.2                                                                                        | Difference between Hard Computing & Soft Computing & Applications of Soft Computing  | 1 hour                                           |
| 1.3                                                                                        | Artificial Neurons Vs Biological Neurons, Basic models of artificial neural networks | 1 hour                                           |
| 1.4                                                                                        | Activation Functions                                                                 | 1 hour                                           |
| 1.5                                                                                        | McCulloch and Pitts Neuron                                                           | 1 hour                                           |
| 1.6                                                                                        | Hebb network                                                                         | 1 hour                                           |
| <b>Module-2 (Supervised Learning Network) (7 hours)</b>                                    |                                                                                      |                                                  |
| 2.1                                                                                        | Perceptron networks – Learning rule, Training and testing algorithm                  | 1 hour                                           |
| 2.2                                                                                        | Perceptron networks – Problems                                                       | 1 hour                                           |
| 2.3                                                                                        | Adaptive Linear Neuron (Lecture I)                                                   | 1 hour                                           |
| 2.4                                                                                        | Adaptive Linear Neuron (Lecture II)                                                  | 1 hour                                           |
| 2.5                                                                                        | Adaptive Linear Neuron-Problems (Lecture III)                                        | 1 hour                                           |
| 2.6                                                                                        | Back propagation Network (Lecture I)                                                 | 1 hour                                           |
| 2.7                                                                                        | Back propagation Network (Lecture II)                                                | 1 hour                                           |
| <b>Module-3 (Fuzzy Logic &amp; Defuzzification) (8 hours)</b>                              |                                                                                      |                                                  |
| 3.1                                                                                        | Introduction to Fuzzy Set, Properties & operations on fuzzy sets                     | 1 hour                                           |
| 3.2                                                                                        | Fuzzy membership functions, Fuzzification                                            | 1 hour                                           |
| 3.3                                                                                        | Methods of membership value assignments                                              | 1 hour                                           |
| 3.4                                                                                        | Fuzzy relations, Operations on Fuzzy Relation                                        | 1 hour                                           |



|                                                                              |                                                                            |        |
|------------------------------------------------------------------------------|----------------------------------------------------------------------------|--------|
| 3.5                                                                          | Fuzzy Propositions & Fuzzy Implications                                    | 1 hour |
| 3.6                                                                          | Lamda cuts for fuzzy sets                                                  | 1 hour |
| 3.7                                                                          | Defuzzification methods(Lecture I)                                         | 1 hour |
| 3.8                                                                          | Defuzzification methods(Lecture II)                                        | 1 hour |
| <b>Module-4 (Fuzzy Inference System &amp; Genetic Algorithm) (6 hours)</b>   |                                                                            |        |
| 4.1                                                                          | Fuzzy Inference Systems - Mamdani type                                     | 1 hour |
| 4.2                                                                          | Fuzzy Inference Systems - Sugeno type                                      | 1 hour |
| 4.3                                                                          | Fuzzy Logic Controller                                                     | 1 hour |
| 4.4                                                                          | Introduction to genetic algorithm, operators in genetic algorithm - coding | 1 hour |
| 4.5                                                                          | Selection, Cross over                                                      | 1 hour |
| 4.6                                                                          | Mutation, stopping condition for genetic algorithm                         | 1 hour |
| <b>Module-5 (Multi-Objective Optimization &amp; Hybrid System) (8 hours)</b> |                                                                            |        |
| 5.1                                                                          | MOOP-Linear & Non linear, Convex & Non Convex                              | 1 hour |
| 5.2                                                                          | Principles of MOO-Illustrating Pareto Optimal Solutions, Objectives in MOO | 1 hour |
| 5.3                                                                          | Dominance & Pareto-Optimality-Concept of Domination                        | 1 hour |
| 5.4                                                                          | Properties of Dominance Relation, Pareto Optimality                        | 1 hour |
| 5.5                                                                          | Procedure for finding a non dominated set                                  | 1 hour |
| 5.6                                                                          | Optimality Conditions                                                      | 1 hour |
| 5.7                                                                          | Neuro Fuzzy hybrid system-Classification& characteristics                  | 1 hour |
| 5.8                                                                          | Genetic –neuro hybrid systems                                              | 1 hour |

| CST454 | FUZZY SET THEORY AND APPLICATIONS | CATEGORY | L | T | P | CREDIT | YEAR OF INTRODUCTION |
|--------|-----------------------------------|----------|---|---|---|--------|----------------------|
|        |                                   | PEC      | 2 | 1 | 0 | 3      | 2019                 |

**Preamble:** This course equips the students to understand the concepts of fuzziness and its use in building better solutions to problems. The course covers basic concepts of fuzzy sets, fuzzy relations, fuzzy logic and building of fuzzy approximation-based solutions. It helps students to design and develop fuzzy based solutions to real world applications.



**Prerequisite:** Basic knowledge in set theory.

**Course Outcomes:** After the completion of the course, the student will be able to

|     |                                                                                                                                                                |
|-----|----------------------------------------------------------------------------------------------------------------------------------------------------------------|
| CO1 | Explain fuzzy logic based problem solving ( <b>Cognitive Knowledge Level: Understand</b> )                                                                     |
| CO2 | Summarize the concepts of crisp sets, crisp relations, crisp logic with fuzzy sets, fuzzy relations and fuzzy logic( <b>Cognitive Knowledge Level: Apply</b> ) |
| CO3 | Develop fuzzy systems by selecting appropriate membership functions, fuzzification and defuzzification methods ( <b>Cognitive Knowledge Level: Apply</b> )     |
| CO4 | Develop solutions using graphical and rule-based methods( <b>Cognitive Knowledge Level: Apply</b> )                                                            |
| CO5 | Make use of fuzzy logic inference to solve real world problems( <b>Cognitive Knowledge Level: Apply</b> )                                                      |

**Mapping of course outcomes with program outcomes**

|     | PO1 | PO2 | PO3 | PO4 | PO5 | PO6 | PO7 | PO8 | PO9 | PO10 | PO11 | PO12 |
|-----|-----|-----|-----|-----|-----|-----|-----|-----|-----|------|------|------|
| CO1 |     |     |     |     |     |     |     |     |     |      |      |      |
| CO2 |     |     |     |     |     |     |     |     |     |      |      |      |
| CO3 |     |     |     |     |     |     |     |     |     |      |      |      |
| CO4 |     |     |     |     |     |     |     |     |     |      |      |      |

|     |                                                                                   |                                                                                   |  |                                                                                   |                                                                                   |  |  |  |  |  |                                                                                     |
|-----|-----------------------------------------------------------------------------------|-----------------------------------------------------------------------------------|--|-----------------------------------------------------------------------------------|-----------------------------------------------------------------------------------|--|--|--|--|--|-------------------------------------------------------------------------------------|
| CO5 |  |  |  |  |  |  |  |  |  |  |  |
|-----|-----------------------------------------------------------------------------------|-----------------------------------------------------------------------------------|--|-----------------------------------------------------------------------------------|-----------------------------------------------------------------------------------|--|--|--|--|--|-------------------------------------------------------------------------------------|

| Abstract POs defined by National Board of Accreditation |                                            |      |                                |
|---------------------------------------------------------|--------------------------------------------|------|--------------------------------|
| PO#                                                     | Broad PO                                   | PO#  | Broad PO                       |
| PO1                                                     | Engineering Knowledge                      | PO7  | Environment and Sustainability |
| PO2                                                     | Problem Analysis                           | PO8  | Ethics                         |
| PO3                                                     | Design/Development of solutions            | PO9  | Individual and team work       |
| PO4                                                     | Conduct investigations of complex problems | PO10 | Communication                  |
| PO5                                                     | Modern tool usage                          | PO11 | Project Management and Finance |
| PO6                                                     | The Engineer and Society                   | PO12 | Life long learning             |

### Assessment Pattern

| Bloom's Category | Continuous Assessment Tests |            | End Semester Examination Marks (%) |
|------------------|-----------------------------|------------|------------------------------------|
|                  | Test 1 (%)                  | Test 2 (%) |                                    |
| Remember         | 20                          | 20         | 20                                 |
| Understand       | 50                          | 50         | 50                                 |
| Apply            | 30                          | 30         | 30                                 |
| Analyze          |                             |            |                                    |
| Evaluate         |                             |            |                                    |
| Create           |                             |            |                                    |

### Mark Distribution

| Total Marks | CIE Marks | ESE Marks | ESE Duration |
|-------------|-----------|-----------|--------------|
| 150         | 50        | 100       | 3            |

**Continuous Internal Evaluation Pattern:**

|                                                           |          |
|-----------------------------------------------------------|----------|
| Attendance                                                | 10 marks |
| Continuous Assessment Tests(Average of Internal Tests1&2) | 25 marks |
| Continuous Assessment Assignment                          | 15 marks |

**Internal Examination Pattern**

Each of the two internal examinations has to be conducted out of 50 marks. First series test shall be preferably conducted after completing the first half of the syllabus and the second series test shall be preferably conducted after completing remaining part of the syllabus. There will be two parts: Part A and Part B. Part A contains 5 questions (preferably, 2 questions each from the completed modules and 1 question from the partly completed module), having 3 marks for each question adding up to 15 marks for part A. Students should answer all questions from Part A. Part B contains 7 questions (preferably, 3 questions each from the completed modules and 1 question from the partly completed module), each with 7 marks. Out of the 7 questions, a student should answer any 5.

**End Semester Examination Pattern:**

There will be two parts; Part A and Part B. Part A contains 10 questions with 2 questions from each module, having 3 marks for each question. Students should answer all questions. Part B contains 2 full questions from each module of which student should answer any one. Each question can have maximum 2 sub-divisions and carries 14 marks.

**Syllabus****Module – 1 (Basic Fuzzy Set Theory)**

The case for imprecision, Utility and Limitations of Fuzzy Systems, Fuzzy Sets and Membership, Classical Sets – Properties, Operations, Fuzzy Sets – Properties and Operations, Classical Relations – Cartesian Product, Operations and Properties of Crisp Relations, Composition, Fuzzy Relations – Cardinality, Operations, Properties, Fuzzy Cartesian Product and Composition.

**Module – 2 (Fuzzy Membership Functions)**

Tolerance and Equivalence Relations – Crisp and Fuzzy, Similarity Methods – Cosine, Min-max, Fuzzy Membership Functions – Features, Fuzzification, Defuzzification to Crisp Sets,  $\lambda$ -Cuts for Fuzzy Relations, Linguistic Hedges.

**Module - 3 ( Fuzzification and Defuzzification Methods)**

Development of Membership Functions –Intuition, Inference, Rank ordering, Inductive reasoning. Defuzzification to Scalars - Max membership principle, Centroid method, Weighted average method, Mean max membership, Center of sums, Center of largest area, First (or last) of maxima.

**Module - 4 (Fuzzy Inference)**

Classical Logic, Fuzzy Logic, Approximate Reasoning, Fuzzy (Rule-Based) Systems - Multiple conjunctive antecedents, Multiple disjunctive antecedents, Aggregation of fuzzy rules, Graphical Techniques of Inference.

**Module - 5 (Fuzzy Applications)**

Applications of Fuzzy Systems - Fuzzy Classification, Fuzzy Pattern Recognition, Fuzzy Control Systems, Fuzzy Systems and Neural Networks, Fuzzy Clustering, Fuzzy Databases and Information retrieval systems.

**Text Books**

1. Fuzzy Logic with Engineering Applications – Timothy J. Ross, Third Edition, John Wiley and Sons, 2010
2. Fuzzy Sets and Fuzzy Logic: Theory and Applications - George J. Klir and Bo Yuan , Prentice Hall, 1995.

**Reference Books**

1. Kenneth H. Rosen, Discrete Mathematics and Its Applications with Combinatorics and Graph Theory, Seventh Edition, MGH, 2011
2. Trembly J.P and Manohar R, “Discrete Mathematical Structures with Applications to Computer Science”, TataMc Graw Hill Pub. Co. Ltd., New Delhi, 2003.
3. Bernard Kolman, Robert C. Busby, Sharan Cutler Ross, “Discrete Mathematical Structures”, Pearson Education Pvt Ltd., New Delhi, 2003
4. Kenneth H. Rosen, “Discrete Mathematics and its Applications”, 5/e, TataMc Graw Hill Pub. Co. Ltd, New Delhi 2003

**Course Level Assessment Questions****Course Outcome1 (CO1):**

1. What are the limitations of crisp systems?
2. Explain the difference between randomness and fuzziness.
3. Find some examples of prospective fuzzy variables in daily life.

**Course Outcome 2(CO2):**

1. The strength of two types of concrete needs to be compared. Four concrete masonry units (CMUs) from each type of concrete are stressed until they fail. The lowest stress at failure of a CMU is denoted 1, and the highest stress at failure is denoted 4, so the CMUs are rank ordered by failure stress, that is,  $X = \{1, 2, 3, 4\}$ . Since “failure” of CMUs is fuzzy, the membership value for a specific CMU represents the judgment that the CMU really failed. The following fuzzy sets represent the failure estimates for the two different concrete types:



$$A = \left\{ \frac{0 \cdot 15}{1} + \frac{0.25}{2} + \frac{0 \cdot 6}{3} + \frac{0.9}{4} \right\}$$

$$B = \left\{ \frac{0.2}{1} + \frac{0.3}{2} + \frac{0.5}{3} + \frac{0.8}{4} \right\}$$

Calculate the union, intersection and difference for the two concrete types.

2. An engineer is testing the properties, strength and weight of steel. Suppose he has two fuzzy sets A, defined on a universe of three discrete strengths,  $\{s_1, s_2, s_3\}$ , and B, defined on a universe of three discrete weights,  $\{w_1, w_2, w_3\}$ . Suppose A and B represent a “high-strength steel” and a “near-optimum weight,” respectively, as shown below

$$A = \left\{ \frac{1}{s_1} + \frac{0.5}{s_2} + \frac{0.2}{s_3} \right\}$$

$$B = \left\{ \frac{1}{w_1} + \frac{0.5}{w_2} + \frac{0.2}{w_3} \right\}$$

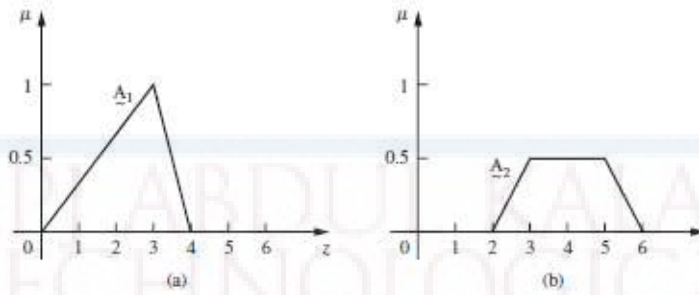
- Find the fuzzy relation for the Cartesian product, R, of A and B
- Introducing another fuzzy set, C, which represents a set of “moderately good” steel strengths

$$C = \left\{ \frac{0.1}{s_1} + \frac{0.6}{s_2} + \frac{1}{s_3} \right\}$$

Find  $C \circ R$  using max–min composition

### Course Outcome 3(CO3):

- Using your own intuition and your own definitions of the universe of discourse, plot fuzzy membership functions for “age of people” who are:
  - very young
  - young
  - middle-aged
  - old
- Define membership functions for approximately isosceles triangle, approximately equilateral and approximately right-angled triangles.
  - Find the membership value for the triangle represented by the angles  $80^\circ$ ,  $75^\circ$ ,  $25^\circ$ , in the above triangles.
- In metallurgy, materials are made with mixtures of various metals and other elements to achieve certain desirable properties. In a particular preparation of steel, three elements, namely, iron, manganese, and carbon, are mixed in two different proportions. The samples obtained from these two different proportions are placed on a normalized scale and are represented as fuzzy sets A1 and A2. Do a logical union of the membership functions A1 and A2 and find the defuzzified value of the resulting membership function.

**Course Outcome 4(CO4):**

1. Consider the following two discrete fuzzy sets, which are defined on universe  $X = \{-5, 5\}$ :

$$A = \text{"zero"} = \left\{ \frac{0}{-2} + \frac{0.5}{-1} + \frac{1}{0} + \frac{0.5}{1} + \frac{0}{2} \right\}$$

$$B = \text{"positive medium"} = \left\{ \frac{0}{0} + \frac{0.6}{1} + \frac{1}{2} + \frac{0.6}{3} + \frac{0}{4} \right\}$$

Construct the relation for IF  $x$  is "zero" THEN  $y$  is "positive medium"

2. A metro train system uses fuzzy logic in ensuring smooth ride on the train. The metro train system has fixed stops and the distance between the stops are known. The system uses fuzzy logic in deciding the pressure applied on the brakes. The amount of pressure applied depends on the distance to the next stop and the speed of the train. Design appropriate membership functions for the input and illustrate the use of Mamdani Inference in arriving at the brake pressure.

**Course Outcome 5(CO5):**

1. A fuzzy systems needs to be designed to provide a rating for a web store as "excellent", "good" or "poor". The web store can be rated based on the products available, the customer service and the discount provided. Design appropriate membership functions and fuzzy rules for generating the fuzzy based rating system.
2. Design a fuzzy control system for an air-conditioning application. Make appropriate decisions regarding inputs and outputs.



## Model Question Paper

**QP CODE:**

**Reg No:** \_\_\_\_\_

**Name:** \_\_\_\_\_

**PAGES : 4**

**APJ ABDUL KALAM TECHNOLOGICAL UNIVERSITY**

**EIGHTH SEMESTER B.TECH DEGREE EXAMINATION, MONTH & YEAR**

**Course Code: CST454**

**Course Name: Fuzzy Set Theory and Applications**

**Max.Marks:100**

**Duration: 3 Hours**

### **PART A**

**Answer All Questions. Each Question Carries 3 Marks**

1. Illustrate where a fuzzy logic based application is suitable.
2. Consider a LAN using Ethernet protocol with maximum bandwidth of 10 Mbps. Traffic rates can be represented using two fuzzy variables, Quiet and Congested. If the universal set  $X = \{0,1,2,3,4,5,6,7,8,9,10\}$  represents bandwidth usage in Mbps, then draw possible membership functions for the fuzzy variables.
3. Define fuzzy tolerance and equivalence relations.
4. Given two data points, illustrate how a similarity measure between them can be computed.
5. Define a convex normalized fuzzy set.
6. How does augmented query help in information retrieval.
7. Given the propositions
  - (i)  $C \vee D$
  - (ii)  $\sim H \Rightarrow (A \wedge \sim B)$
  - (iii)  $(C \vee D) \Rightarrow \sim H$

(iv)  $(A \wedge \sim B) \Rightarrow (R \vee S)$

Infer  $(R \vee S)$  from the above propositions and state the tautologies used.

8. Write a predicate logic statement for “Ram likes all kinds of food”.
9. Given the relation R below, find  $\lambda$ -cut for the relation using suitable  $\lambda$  value.

$$R = \begin{bmatrix} 1 & 0.8 & 0 & 0.1 & 0.2 \\ 0.8 & 1 & 0.4 & 0 & 0.9 \\ 0 & 0.4 & 1 & 0 & 0 \\ 0.1 & 0 & 0 & 1 & 0.5 \\ 0.2 & 0.9 & 0 & 0.5 & 1 \end{bmatrix}$$

10. Define maximum approaching degree.

(10x3=30)

### Part B

(Answer any one question from each module. Each question carries 14 Marks)

11. (a) An engineer is testing the properties, strength and weight of steel. Suppose he has two fuzzy sets A, defined on the universe of three discrete strengths  $\{s_1, s_2, s_3\}$  and B, defined on the universe of discrete weights  $\{w_1, w_2, w_3\}$ . Suppose A represents a “high-strength steel” and B a “near-optimum weight”.

$$A = \left\{ \frac{1}{s_1} + \frac{0.5}{s_2} + \frac{0.2}{s_3} \right\}, B = \left\{ \frac{1}{w_1} + \frac{0.5}{w_2} + \frac{0.3}{w_3} \right\}$$

Find fuzzy Cartesian product, R, of A and B.

- (b) Let a fuzzy set  $C = \left\{ \frac{0.1}{s_1} + \frac{0.6}{s_2} + \frac{1}{s_3} \right\}$  be introduced, which represents a set of “moderately good” steel strength. Find the max-min composition of C and R. (5)
- (c) Define 5 operations associated with crisp relations. (5)

OR

12. (a) How is excluded middle axiom different for crisp and fuzzy sets? (4)
- (b) Differentiate between crisp and fuzzy sets with respect to their membership functions. (4)
- (c) Illustrate any 4 operations associated with a fuzzy relation. (6)

13. (a) A structural designer is considering four different kinds of structural beams { S1, S2, S3, S4} for a new building. Laboratory experiments on the deflection resistance for these four kinds of beams have been performed, and the engineer wants to determine their suitability in the new structure. The following data have been observed based on the overall deflection capacity of each beam type: (10)

|                      |                | S1  | S2  | S3  | S4  |
|----------------------|----------------|-----|-----|-----|-----|
| No deflection        | X <sub>1</sub> | 0.3 | 0.6 | 0.5 | 0.8 |
| Some deflection      | X <sub>2</sub> | 0.6 | 0.3 | 0.5 | 0.2 |
| Excessive deflection | X <sub>3</sub> | 0.1 | 0.1 | 0   | 0   |

Use cosine amplitude method to determine the similarity of the four beam types.

- (b) Given a fuzzy set “tall” =  $\left\{ \frac{0.1}{s_1} + \frac{0.6}{s_2} + \frac{1}{s_3} \right\}$ , illustrate how the fuzzy set “very tall” be defined? (4)

OR

14. (a) Define tolerance and equivalence relations. Check whether the relation R given below is tolerance or equivalence relation. (4)

$$R = \begin{bmatrix} 1 & 0.8 & 0 & 0.1 & 0.2 \\ 0.8 & 1 & 0.4 & 0 & 0.9 \\ 0 & 0.4 & 1 & 0 & 0 \\ 0.1 & 0 & 0 & 1 & 0.5 \\ 0.2 & 0.9 & 0 & 0.5 & 1 \end{bmatrix}$$

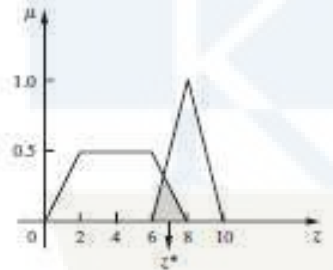
- (b) Given the following data regarding three cities and the quality of their bridges, find the similarity between the cities using max-min method. (10)

|      |                | C1   | C2   | C3   |
|------|----------------|------|------|------|
| Poor | Q <sub>1</sub> | 0.00 | 0.10 | 0.10 |
| Fair | Q <sub>2</sub> | 0.04 | 0.04 | 0.08 |
| Good | Q <sub>3</sub> | 0.02 | 0.04 | 0.06 |
|      |                |      |      |      |

15. (a) Explain the process of developing membership functions using the inference method. (6)
- (b) The following raw data were determined in a pair wise comparison of new premium car preferences in a poll of 100 people. When it was compared with a Porsche (P), 79 of those polled preferred a BMW (B), 85 preferred a Mercedes (M), 59 preferred a Lexus (L), and 67 preferred an Infinity (I). When a BMW was compared, the preferences were 21 – P, 23 – M, 37 – L, and 45 – I. When a Mercedes was compared, the preferences were 15 – P, 77 – B, 35 – L, and 48 – I. When a Lexus was compared, the preferences were 41 – P, 63 – B, 65 – M, and 51 – I. Finally, when an Infinity was compared, the preferences were 33 – P, 55 – B, 52 – M, and 49 – L. Using rank ordering, plot the membership function for “most preferred car.” (8)

OR

16. (a) 1. Defuzzify the following region using centroid method. (9)



- (b) 2. Defuzzify the region given in 16(a) using weighted average method. (5)
17. (a) For a distillation process, the objective is to separate components of a mixture in the input stream. The relationship between the input variable, temperature, and the output variable, distillate fractions, is not precise but the human operator of this process has developed an intuitive understanding of this relationship. The universe for each of these variables is (8)

$X = \text{universe of temperatures (degree fahrenheit)} = \{160, 165, 170, 175, 180, 185, 190, 195\}.$

$Y = \text{universe of distillate fractions (percentage)} = \{77, 80, 83, 86, 89, 92, 95, 98\}.$

Given two fuzzy sets

$$A = \text{“temperature of input steam is hot”} = \left\{ \frac{0}{175} + \frac{0.7}{180} + \frac{1}{185} + \frac{0.4}{190} \right\}$$

$$B = \text{"separation of mixture is good"} = \left\{ \frac{0}{89} + \frac{0.5}{92} + \frac{0.8}{95} + \frac{1}{98} \right\}.$$

Find the fuzzy relation corresponding to " IF  $x$  is  $\tilde{A}$ , THEN  $y$  is  $\tilde{B}$

- (b) Show how inference is done using Generalized Modus Ponens (6)

OR

18. (a) Illustrate how graphical inference is done using Mamdani method. (6)

- (b) A restaurant uses a fuzzy inference system to calculate the tips given to its employees. The tips are based on the timeliness of service and quality of service of the waiters. Design appropriate membership functions for the input and illustrate the use of Sugeno Inference in arriving at the tip amount. (8)

19. (a) Explain fuzzy pattern recognition using multiple features. (7)

- (b) Describe how fuzziness in information retrieval can enhance the quality of search results. (7)

OR

20. (a) Design a fuzzy control system for an air-conditioning system. (7)


- (b) Illustrate how the join operation is performed in fuzzy databases. (7)

### Teaching Plan

| No                                                | Contents                                                                                        | No. of Lecture Hours<br>(36 hrs) |
|---------------------------------------------------|-------------------------------------------------------------------------------------------------|----------------------------------|
| <b>Module-1(Basic Fuzzy Set Theory) (6 hours)</b> |                                                                                                 |                                  |
| 1.1                                               | Introduction to Fuzzy Concepts – Case for imprecision- utility and limitations of Fuzzy Systems | 1 hour                           |
| 1.2                                               | Classical Sets – Properties, Operations                                                         | 1 hour                           |
| 1.3                                               | Fuzzy Sets – Properties, Operations                                                             | 1 hour                           |
| 1.4                                               | Classical Relations – Properties, Operations – Cartesian Product,                               | 1 hour                           |

|                                                                       |                                                                                          |        |
|-----------------------------------------------------------------------|------------------------------------------------------------------------------------------|--------|
|                                                                       | Composition                                                                              |        |
| 1.5                                                                   | Fuzzy Relations – Properties, Operations, Cardinality                                    | 1 hour |
| 1.6                                                                   | Fuzzy Cartesian Product, Fuzzy Composition                                               | 1 hour |
| <b>Module-2 (Fuzzy Membership Functions) (6 hours)</b>                |                                                                                          |        |
| 2.1                                                                   | Tolerance and Equivalence Relations - Crisp                                              | 1 hour |
| 2.2                                                                   | Tolerance and Equivalence Relations - Fuzzy                                              | 1 hour |
| 2.3                                                                   | Similarity Methods – Cosine, Minmax                                                      | 1 hour |
| 2.4                                                                   | Fuzzy Membership Functions- Features                                                     | 1 hour |
| 2.5                                                                   | Fuzzification, Defuzzification to crisp sets – $\lambda$ -cuts                           | 1 hour |
| 2.6                                                                   | Linguistic Hedges                                                                        | 1 hour |
| <b>Module-3 (Fuzzification and Defuzzification Methods) (7 hours)</b> |                                                                                          |        |
| 3.1                                                                   | Development of Membership Functions – Intuition, Inference                               | 1 hour |
| 3.2                                                                   | Development of Membership Functions – Rank Ordering                                      | 1 hour |
| 3.3                                                                   | Development of Membership Functions – Inductive reasoning                                | 1 hour |
| 3.4                                                                   | Defuzzification – Max membership principle, weighted average method, mean max membership | 1 hour |
| 3.5                                                                   | Defuzzification – Centroid method                                                        | 1 hour |
| 3.6                                                                   | Defuzzification – Center of Sums, Center of Largest area, First/Last of maxima           | 1 hour |
| 3.7                                                                   | Defuzzification - exercises                                                              | 1 hour |
| <b>Module-4 (Fuzzy Inference) (9 hours)</b>                           |                                                                                          |        |
| 4.1                                                                   | Classical Logic – Propositional Logic                                                    | 1 hour |
| 4.2                                                                   | Classical Logic – Predicate Logic                                                        | 1 hour |
| 4.3                                                                   | Fuzzy Logic                                                                              | 1 hour |
| 4.4                                                                   | Fuzzy Approximation based reasoning                                                      | 1 hour |
| 4.5                                                                   | Fuzzy Rule based systems                                                                 | 1 hour |
| 4.6                                                                   | Multiple conjunctive and disjunctive antecedents, aggregation                            | 1 hour |
| 4.7                                                                   | Graphical Techniques for Inference                                                       | 1 hour |
| 4.8                                                                   | Illustration of Graphical Techniques for Inference                                       | 1 hour |

|                                                |                                       |        |
|------------------------------------------------|---------------------------------------|--------|
| 4.9                                            | Fuzzy Inference - Exercises           | 1 hour |
| <b>Module-5 (Fuzzy Applications) (8 hours)</b> |                                       |        |
| 5.1                                            | Fuzzy Control Systems                 | 1 hour |
| 5.2                                            | Illustration of Fuzzy Control Systems | 1 hour |
| 5.3                                            | Fuzzy Classification                  | 1 hour |
| 5.4                                            | Fuzzy Pattern Recognition             | 1 hour |
| 5.5                                            | Fuzzy Systems and Neural Networks     | 1 hour |
| 5.6                                            | Fuzzy Clustering                      | 1 hour |
| 5.7                                            | Fuzzy Databases                       | 1 hour |
| 5.8                                            | Fuzzy Information Retrieval Systems   | 1 hour |





| CST464 | EMBEDDED SYSTEMS | CATEGORY | L | T | P | CREDIT | YEAR OF INTRODUCTION |
|--------|------------------|----------|---|---|---|--------|----------------------|
|        |                  | PEC      | 2 | 1 | 0 | 3      | 2019                 |

**Preamble:** The objective of this course is to familiarize learners with the technologies behind embedded computing systems. This course introduces and explains the role of different hardware, software, and firmware components involved in the design and development of embedded systems. It discusses how real time operating systems incorporate specific features to ensure timeliness of critical tasks. The course also aims to provide insights about the design followed in several real-world embedded devices and expose the recent trends in embedded system design to the students.

**Prerequisite:** Basic knowledge of Operating Systems, Computer Organization and Architecture.

**Course Outcomes:** After the completion of the course the student will be able to

|     |                                                                                                                                                                  |
|-----|------------------------------------------------------------------------------------------------------------------------------------------------------------------|
| CO1 | Describe the characteristics of different hardware/software components of an embedded system. <b>(Cognitive Knowledge Level: Understand)</b>                     |
| CO2 | Map the design of an embedded system to an appropriate computational model. <b>(Cognitive Knowledge Level: Apply)</b>                                            |
| CO3 | Recommend appropriate process synchronization / communication / scheduling mechanisms for specific system scenarios. <b>(Cognitive Knowledge Level: Analyze)</b> |
| CO4 | Describe the role of real-time operating systems in embedded devices. <b>(Cognitive Knowledge Level: Understand)</b>                                             |
| CO5 | Make use of design strategies for developing real-world embedded systems. <b>(Cognitive Knowledge Level: Apply)</b>                                              |

**Mapping of course outcomes with program outcomes**

|     | PO1 | PO2 | PO3 | PO4 | PO5 | PO6 | PO7 | PO8 | PO9 | PO10 | PO11 | PO12 |
|-----|-----|-----|-----|-----|-----|-----|-----|-----|-----|------|------|------|
| CO1 |     |     |     |     |     |     |     |     |     |      |      |      |
| CO2 |     |     |     |     |     |     |     |     |     |      |      |      |

|     |  |  |  |  |  |  |  |  |  |  |  |  |
|-----|--|--|--|--|--|--|--|--|--|--|--|--|
| CO3 |  |  |  |  |  |  |  |  |  |  |  |  |
| CO4 |  |  |  |  |  |  |  |  |  |  |  |  |
| CO5 |  |  |  |  |  |  |  |  |  |  |  |  |

| Abstract POs defined by National Board of Accreditation |                                            |      |                                |
|---------------------------------------------------------|--------------------------------------------|------|--------------------------------|
| PO#                                                     | Broad PO                                   | PO#  | Broad PO                       |
| PO1                                                     | Engineering Knowledge                      | PO7  | Environment and Sustainability |
| PO2                                                     | Problem Analysis                           | PO8  | Ethics                         |
| PO3                                                     | Design/Development of solutions            | PO9  | Individual and team work       |
| PO4                                                     | Conduct investigations of complex problems | PO10 | Communication                  |
| PO5                                                     | Modern tool usage                          | PO11 | Project Management and Finance |
| PO6                                                     | The Engineer and Society                   | PO12 | Lifelong learning              |

### Assessment Pattern

| Bloom's Category | Continuous Assessment Tests |            | End Semester Examination Marks (%) |
|------------------|-----------------------------|------------|------------------------------------|
|                  | Test 1 (%)                  | Test 2 (%) |                                    |
| Remember         | 20                          | 20         | 20                                 |
| Understand       | 50                          | 50         | 50                                 |
| Apply            | 30                          | 30         | 30                                 |
| Analyze          |                             |            |                                    |
| Evaluate         |                             |            |                                    |
| Create           |                             |            |                                    |

**Mark Distribution**

| Total Marks | CIE Marks | ESE Marks | ESE Duration |
|-------------|-----------|-----------|--------------|
| 150         | 50        | 100       | 3            |

**Continuous Internal Evaluation Pattern:**

|                                                              |          |
|--------------------------------------------------------------|----------|
| Attendance                                                   | 10 marks |
| Continuous Assessment Tests(Average of Internal Tests 1 & 2) | 25 marks |
| Continuous Assessment Assignment                             | 15 marks |

**Internal Examination Pattern**

Each of the two internal examinations has to be conducted out of 50 marks. First series test shall be preferably conducted after completing the first half of the syllabus and the second series test shall be preferably conducted after completing the remaining part of the syllabus. There will be two parts: Part A and Part B. Part A contains 5 questions (preferably, 2 questions each from the completed modules and 1 question from the partly completed module), having 3 marks for each question adding up to 15 marks for part A. Students should answer all questions from Part A. Part B contains 7 questions (preferably, 3 questions each from the completed modules and 1 question from the partly completed module), each with 7 marks. Out of the 7 questions, a student should answer any 5.

**End Semester Examination Pattern:**

There will be two parts; Part A and Part B. Part A contains 10 questions with 2 questions from each module, having 3 marks for each question. Students should answer all questions. Part B contains 2 full questions from each module of which student should answer any one. Each question can have a maximum of 2 subdivisions and carries 14 marks.

**Syllabus****Module – 1 ( Introduction to Embedded Systems )**

Embedded Systems – Definitions, Embedded Systems vs. General Computing Systems, History, Classification, Application Areas, Purpose. Building Blocks of a Typical Embedded System – System Core (Microprocessors, Microcontrollers, DSP, ASICs, PLDs), Memory (Different ROMs and RAMs), Sensors and Actuators, I/O Subsystem Interface, Communication Interface, Embedded Firmware, Other System Components (Reset and Brown-out Protection Circuits,

Oscillator Unit, Real-Time Clock, Watchdog Timer), Printed Circuit Board. Embedded System Design Process – Requirements, Specification, Architecture Design, Designing Hardware and Software Components, System Integration.

### **Module - 2 ( System Modeling and Hardware Software Co-Design )**

Computational Models in Embedded Design – Data Flow Graph, Control Data Flow Graph, State Machine Model, Sequential Program Model, Concurrent Process Model, Object-Oriented Model. Hardware Software Co-Design – Traditional Embedded Development Cycle, History, Advantages of the Co-Design Methodology, The Co-Design Process, Fundamental Issues in Hardware Software Co-Design. Hardware software trade-offs.

### **Module - 3 ( Real-Time Embedded System Design )**

**Prerequisite Topics:** Operating System – Basics, Types. Basics of Tasks, Process and Threads. Multiprocessing and Multitasking. Task Scheduling – Non-Preemptive (FIFO, LIFO, SJF) and Preemptive (SRT, RR, Priority-based, Rate-based).

Task Communication – Shared Memory, Message Passing, Remote Procedure Call and Sockets. Task Synchronization – Synchronization Issues – Race Condition, Deadlock, Priority Inversion, Priority Inheritance, Priority Ceiling. Synchronization Techniques – Spin Lock, Sleep & Wakeup, Semaphores. Selection of an RTOS for an Embedded Design – Functional and Non-Functional Requirements.

### **Module 4 – ( Embedded Firmware Design and Development, and EDLC )**

Embedded Firmware Design and Development – Firmware Design Approaches, Firmware Development Languages. Integration of Embedded Hardware and Firmware.

Embedded Product Development Life Cycle – Objectives, Different Phases, Modeling Techniques – Waterfall Model, Incremental Model, Evolutionary Model, Spiral Model.

### **Module 5 ( Embedded System Industry – Case Studies and Applications )**

Design Case Studies – Battery Operated Smart Card Reader, Automated Meter Reading System, Smart Watch.

Automotive and Aerospace Systems – Networked Control Systems in Cars and Airplanes, Vehicular Networks – CAN bus, Time-triggered Architecture, FlexRay and LIN.

Internet of Things Systems – IoT System Architectures - Use Cases (Smart Appliance, Monitoring and Control Systems). Networks for IoT – Networking concepts, Bluetooth, Bluetooth Low Energy, 802.15.4, ZigBee and WiFi. Databases and Timewheels. Smart Home Example.

**Text Books:**

1. K. V. Shibu, *Introduction to Embedded Systems*, McGraw Hill Education, Second Edition, 2017.
2. James K. Peckol, *Embedded Systems: A Contemporary Design Tool*, John Wiley & Sons, Second Edition, 2019.
3. Marilyn Wolf, *Computers as Components-Principles of Embedded Computing System Design*, Morgan Kaufmann, Elsevier, Fourth Edition, 2016.

**References:**

1. Jorgen Staunstrup and Wayne Wolf, *Hardware/Software Co-Design: Principles and Practice*, Springer Science & Business Media, 2013.
2. Raj Kamal, *Embedded Systems: Architecture, Programming and Design*. Tata McGraw-Hill Education, 2011.
3. Daniel D. Gajski, Samar Abdi, Andreas Gerstlauer, and Gunar Schirner, *Embedded System Design: Modeling, Synthesis and Verification*, Springer Science & Business Media, 2009.
4. Peter Marwedel, *Embedded System Design: Embedded Systems Foundations of Cyber-Physical Systems, and the Internet of Things*, Springer, 2017.

**Course Level Assessment Questions****Course Outcome 1 (CO1):**

1. What are Sensors? Explain its role in Embedded System Design. Illustrate with an example.
2. How do sensors communicate data with other computing devices in an embedded system?
3. What are the advantages and disadvantages of using a microprocessor as the compute engine of an embedded device?
4. What is a watchdog timer? What can go wrong if your system does not have one?
5. Elaborate the steps involved in the design of an embedded system with appropriate diagrams.

**Course Outcome 2 (CO2):**

1. Draw a class diagram to represent a smart eyeglass that automatically changes the glass shade according to the external light.
2. Design a Seat Belt Warning System and explain its working using a state machine model.



3. Represent the authentication process of an ATM machine using one of the following computational models:
  1. Control Data Flow Graph.
  2. State Transition Diagram.
4. Draw the Finite State Machine diagram for an automated tea/coffee vending machine.
5. Draw a CDFG for the following program fragment.

```

fun0();
if (cond1) fun1();
else fun2();
fun3();
switch (test1) {
    case 1 : fun4();
        break;
    case 2: fun5();
        break;
    case 3: fun6();
        break;
}
fun7();

```

### Course Outcome 3(CO3):

1. Explain the working of spin locks. When are spin locks preferred to sleep and wake up mechanisms to synchronize process execution?
2. Assume 3 tasks with the following characteristics:

| Task | Arrival Time | Execution Time |
|------|--------------|----------------|
| A    | 0            | 7              |
| B    | 2            | 9              |
| C    | 4            | 6              |

- A goes for I/O for 5 units after 4 units of execution time in CPU.
- B and C are CPU bound tasks.
- Find out if a First Come First Serve or Shortest Job First scheduling strategy will offer the shortest average waiting time for the above scenario.

3. An organization maintains energy smart buildings with the help of different types of computing devices spread across different levels of a building. What process communication mechanism do you recommend? Why?
4. With an example, illustrate how priority inversion can cause high priority tasks to miss deadlines.
5. Consider the following scenario:
  - There are three tasks, H, M and L with high, medium, and low priority. Task L and task H share a resource. Shortly after Task L takes the resource, Task H becomes ready to run. However, Task H must wait for Task L to finish with the resource, so it pends. Before Task L finishes with the resource, Task M becomes ready to run, preempting Task L. While Task M runs, Task H, the highest-priority task in the system, remains in a pending state.

How can you prevent the high priority task H, from missing any deadlines?

#### **Course Outcome 4 (CO4): .**

1. Differentiate General Purpose Operating System (GPOS) from Real-Time Operating System (RTOS).
2. Explain briefly the functional and non-functional requirements that need to be addressed in the selection of an RTOS.
3. What are the characteristics of a real-time system?
4. How does a hard real-time system differ from a soft-real time system? Explain with an example.
5. Identify the reasons for choosing an operating system-based firmware to a super-loop model-based firmware in an embedded device.

#### **Course Outcome 5(CO5):**

1. Prepare a requirement chart for a robotic vacuum cleaner. Fine tune the requirement chart to list the product specifications (Assignment, preferably group work).
2. Suppose you want to make an old building energy smart. Analyze existing systems and prepare a report on how this can be achieved following an Embedded product Development Life Cycle (EDLC) model (Assignment, preferably group work). (Allow groups to make necessary assumptions such as prevailing climatic conditions).
3. Design a baby monitoring system with suitable active devices and networking components. Represent your system with a suitable diagram.
4. Identify the components required to build a battery-operated smart card reader and design the system using these components.



5. Draw a sequential diagram representing the working of an automated energy metre reading system.

**Model Question Paper**

**QP CODE:**

**Reg No:** \_\_\_\_\_

**Name:** \_\_\_\_\_

**PAGES : 4**

**APJ ABDUL KALAM TECHNOLOGICAL UNIVERSITY**

**EIGHTH SEMESTER B.TECH DEGREE EXAMINATION, MONTH & YEAR**

**Course Code: CST464**

**Course Name: Embedded Systems**

**Max. Marks : 100**

**Duration: 3 Hours**

**PART A**

**Answer All Questions. Each Question Carries 3 Marks**

1. Differentiate between PLD and ASIC.
2. List the factors that need to be considered in the selection of memory for embedded systems.
3. How does building an embedded system become a hardware-software co-design problem?
4. If the time to market of an embedded device is critical, would you prefer a high level language or assembly language for developing the firmware? Justify.
5. Explain the various factors that need to be considered for the selection of a scheduling algorithm.
6. What is the difference between 'Hard' and 'Soft' real-time systems? Give an example for 'Hard' and 'Soft' real-time kernels.
7. When will you choose a concurrent process model for an embedded device?

8. What are the three primary objectives of EDLC? List the different phases of this development life cycle.
9. Why are traditional databases not preferred in embedded devices?
10. Draw the functional block diagram of a fully automatic washing machine.

(10x3=30)

**Part B**

**(Answer any one question from each module. Each question carries 14 Marks)**

11. (a) What is embedded firmware? Which are the different approaches used for embedded firmware development? (6)
- (b) List out the requirements for a smartwatch that can show time as well as measure the user's vitals such as blood pressure, pulse rate and body temperature. Think of the physical and functional aspects of the product and also what extra features can be added over the basic functions. (8)

**OR**

12. (a) Describe various on-board communication interfaces used in embedded systems. (10)
- (b) Explain the role of a watchdog timer in an embedded system. (4)
13. (a) Explain the object oriented program model for embedded system design. Under which circumstances is this model considered as the best? (6)
- (b) Design and draw a concurrent program model for the Seat Belt Warning System of an automobile. Clearly specify your assumptions in the design. (8)

**OR**

14. (a) Suppose you are designing a digital motion camera. What are the tradeoffs in implementing the multimedia codec part of the camera in hardware and in software? (6)
- (b) Draw the state machine diagram of an automatic dawn-dusk solar street light with a motion sensor. (8)
  - The light automatically turns on when the ambient light is below 'x' lumens.
  - The streetlight operates at low power when no motion is detected for 30 secs.

15. (a) Identify the type of synchronization mechanism best suited for each of the following scenarios and explain why. (6)
1. Updating a single byte memory location shared by different tasks, some of which are time-critical.
  2. Updating a block of memory that is shared between multiple low priority tasks.
  3. Multiple instances of a resource shared between tasks.
- (b) Under what circumstances would you use the following task communication mechanisms? (8)
1. Sockets.
  2. Remote Procedure Call
  3. Shared Memory

**OR**

16. (a) What is priority inversion? In case of priority inversion, what techniques can be adopted to ensure that the critical tasks are able to meet their deadlines? (7)
- (b) Three processes with process IDs P1, P2, P3 with estimated completion time 6, 2, 4 milliseconds respectively, enters the ready queue together in the order P1, P3, P2. Process P4 with estimated execution time 4 milliseconds entered the ready queue 3 milliseconds later the start of execution of P1. Calculate the waiting time and Turn Around Time (TAT) for each process and the Average waiting time and Turn Around Time (Assuming there is no I/O waiting for the processes) in RR algorithm with Time slice = 2 ms. (7)
17. (a) An embedded product under consideration is very complex in nature and there is a possibility for change in requirements of the product. Also the risk associated with the development of this product is very high. Which is the best suited life cycle method to handle this product development? Justify your answer. (8)
- (b) Explain the similarities and differences between iterative and incremental life cycle models. (6)

**OR**

18. (a) When do you prefer a super-loop-based firmware design approach over an RTOS based approach? What are the limitations of the super-loop based approach and how do you overcome them? (8)
- (b) Briefly explain the different approaches used for embedding firmware into the hardware of an embedded device. (6)
19. (a) Identify the components required to build an automated energy metre reading system and design it with these components (6)

- (b) List any four wireless standards used for building IoT networks and compare their characteristics (8)

OR


20. (a) Draw a sequential diagram representing the working of a battery-operated smart card reader. (6)
- (b) Explain the different communication buses used in automotive applications. (8)

### Teaching Plan

| No                                                                          | Contents                                                                                                                                                       | No. of Lecture Hours<br>(35 hrs) |
|-----------------------------------------------------------------------------|----------------------------------------------------------------------------------------------------------------------------------------------------------------|----------------------------------|
| <b>Module-1 (Introduction to Embedded Systems) (8 hours)</b>                |                                                                                                                                                                |                                  |
| 1.1                                                                         | Introduction–Embedded Systems, Characteristics and Quality Attributes of Embedded Systems                                                                      | 1 hour                           |
| 1.2                                                                         | System Core (Microprocessors, Microcontrollers, DSP, ASICs, PLDs)                                                                                              | 1 hour                           |
| 1.3                                                                         | System Core (Microprocessors, Microcontrollers, DSP, ASICs, PLDs)                                                                                              | 1 hour                           |
| 1.4                                                                         | Memory (Different ROMs and RAMs), Sensors and Actuators, I/O Subsystem Interface                                                                               | 1 hour                           |
| 1.5                                                                         | Communication Interface                                                                                                                                        | 1 hour                           |
| 1.6                                                                         | Embedded Firmware, Other System Components (Reset and Brown-out Protection Circuits, Oscillator Unit, Real-Time Clock, Watchdog Timer), Printed Circuit Board. | 1 hour                           |
| 1.7                                                                         | Embedded System Design Process – Requirements, Specification, Architecture Design.                                                                             | 1 hour                           |
| 1.8                                                                         | Embedded System Design Process–Designing Hardware and Software Components, System Integration.                                                                 | 1 hour                           |
| <b>Module-2 (System Modeling and Hardware Software Co-Design) (6 hours)</b> |                                                                                                                                                                |                                  |
| 2.1                                                                         | Computational Models in Embedded Design – Data Flow Graph, Control Data Flow Graph                                                                             | 1 hour                           |
| 2.2                                                                         | Computational Models in Embedded Design – State Machine Model, Sequential Program Model                                                                        | 1 hour                           |

|                                                                                      |                                                                                                                                                    |        |
|--------------------------------------------------------------------------------------|----------------------------------------------------------------------------------------------------------------------------------------------------|--------|
| 2.3                                                                                  | Computational Models in Embedded Design – Concurrent Process Model, Object-Oriented Model.                                                         | 1 hour |
| 2.4                                                                                  | Hardware Software Co-Design – Traditional Embedded Development Cycle, History, Advantages of the Co-Design Methodology                             | 1 hour |
| 2.5                                                                                  | The Co-Design Process                                                                                                                              | 1 hour |
| 2.6                                                                                  | Fundamental Issues in Hardware Software Co-Design. Hardware software trade-offs.                                                                   | 1 hour |
| <b>Module-3 (Real-Time Embedded System Design) (7 hours)</b>                         |                                                                                                                                                    |        |
| 3.1                                                                                  | Task Communication–Shared Memory, Message Passing                                                                                                  | 1 hour |
| 3.2                                                                                  | Task Communication–Remote Procedure Call and Sockets                                                                                               | 1 hour |
| 3.3                                                                                  | Task Synchronization–Synchronization Issues – Race Condition, Deadlock                                                                             | 1 hour |
| 3.4                                                                                  | Task Synchronization–Synchronization Issues – Priority Inversion, Priority Inheritance, Priority Ceiling.                                          | 1 hour |
| 3.5                                                                                  | Synchronization Techniques – Spin Lock, Sleep & Wakeup, Semaphores                                                                                 | 1 hour |
| 3.6                                                                                  | Synchronization Techniques – Spin Lock, Sleep & Wakeup, Semaphores                                                                                 | 1 hour |
| 3.7                                                                                  | Selection of an RTOS for an Embedded Design – Functional and Non-Functional Requirements                                                           | 1 hour |
| <b>Module-4 (Embedded Firmware Design and Development, and EDLC) (6 hours)</b>       |                                                                                                                                                    |        |
| 4.1                                                                                  | Firmware Design Approaches                                                                                                                         | 1 hour |
| 4.2                                                                                  | Firmware Development Languages                                                                                                                     | 1 hour |
| 4.3                                                                                  | Firmware Development Languages                                                                                                                     | 1 hour |
| 4.4                                                                                  | Integration of Embedded Hardware and Firmware                                                                                                      | 1 hour |
| 4.5                                                                                  | Embedded Product Development Life Cycle–Objectives, Different Phases                                                                               | 1 hour |
| 4.6                                                                                  | Embedded Product Development Life Cycle – Modeling Techniques – Waterfall Model, Incremental Model, Evolutionary Model, Spiral Model (Review Only) | 1 hour |
| <b>Module-5 (Embedded System Industry – Case Studies and Applications) (8 hours)</b> |                                                                                                                                                    |        |
| 5.1                                                                                  | Design Case Studies–Battery Operated Smart Card Reader                                                                                             | 1 hour |
| 5.2                                                                                  | Design Case Studies–Automated Meter Reading System                                                                                                 | 1 hour |
| 5.3                                                                                  | Design Case Studies–Smart Watch                                                                                                                    | 1 hour |

|     |                                                                                                                                  |        |
|-----|----------------------------------------------------------------------------------------------------------------------------------|--------|
| 5.4 | Automotive and Aerospace Systems – Networked Control Systems in Cars and Airplanes                                               | 1 hour |
| 5.5 | Automotive and Aerospace Systems – Vehicular Networks – CAN bus, Time-triggered Architecture, FlexRay and LIN                    | 1 hour |
| 5.6 | Internet of Things Systems – IoT System Architectures – Use Cases (Smart Appliance, Monitoring and Control Systems)              | 1 hour |
| 5.7 | Internet of Things Systems – Networks for IoT – Networking concepts, Bluetooth, Bluetooth Low Energy, 802.15.4, ZigBee and WiFi. | 1 hour |
| 5.8 | Internet of Things Systems – Databases and Timewheels, Smart Home Example                                                        | 1 hour |





| CST474 | COMPUTER VISION | CATEGORY | L | T | P | CREDIT | YEAR OF INTRODUCTION |
|--------|-----------------|----------|---|---|---|--------|----------------------|
|        |                 | PEC      | 2 | 1 | 0 | 3      | 2019                 |










**Preamble:** Computer vision is a field of artificial intelligence (AI) that enables computers and systems to derive meaningful information from digital images, videos and other visual inputs. The curriculum covers the basics of image formation, key computer vision concepts, methods, techniques, pattern recognition, various problems in designing computer vision and object recognition systems. This course enables the learners to understand the fundamentals of computer vision and develop applications in computer vision.

**Prerequisite:** Nil








**Course Outcomes:** After the completion of the course, the student will be able to

|     |                                                                                                                                                                                                                  |
|-----|------------------------------------------------------------------------------------------------------------------------------------------------------------------------------------------------------------------|
| CO1 | Summarize basic concepts, terminology, theories, models and methods in the field of computer vision.<br>(Cognitive Knowledge Level: Understand)                                                                  |
| CO2 | Explain basic methods of computer vision related to multi-scale representation, edge detection, detection of other primitives, stereo, motion and object recognition.<br>(Cognitive Knowledge Level: Understand) |
| CO3 | Describe principles of Segmentation, Motion Segmentation and Classification<br>(Cognitive Knowledge Level: Understand)                                                                                           |
| CO4 | Select appropriate object Tracking and detection methods for computer vision applications (Cognitive Knowledge Level: Understand).                                                                               |
| CO5 | Implement a computer vision system for a specific problem (Cognitive Knowledge Level: Apply)                                                                                                                     |

**Mapping of course outcomes with program outcomes**

|     | PO1                                                                                 | PO2 | PO3                                                                                 | PO4 | PO5 | PO6 | PO7 | PO8 | PO9 | PO10 | PO11 | PO12                                                                                  |
|-----|-------------------------------------------------------------------------------------|-----|-------------------------------------------------------------------------------------|-----|-----|-----|-----|-----|-----|------|------|---------------------------------------------------------------------------------------|
| CO1 |  |     |  |     |     |     |     |     |     |      |      |  |
| CO2 |  |     |  |     |     |     |     |     |     |      |      |  |
| CO3 |  |     |  |     |     |     |     |     |     |      |      |  |



|     |                                                                                   |                                                                                   |                                                                                   |                                                                                   |                                                                                   |  |  |  |  |  |  |                                                                                     |
|-----|-----------------------------------------------------------------------------------|-----------------------------------------------------------------------------------|-----------------------------------------------------------------------------------|-----------------------------------------------------------------------------------|-----------------------------------------------------------------------------------|--|--|--|--|--|--|-------------------------------------------------------------------------------------|
| CO4 |  |                                                                                   |  |                                                                                   |                                                                                   |  |  |  |  |  |  |  |
| CO5 |  |  |  |  |  |  |  |  |  |  |  |  |

| Abstract POs defined by National Board of Accreditation |                                            |      |                                |
|---------------------------------------------------------|--------------------------------------------|------|--------------------------------|
| PO#                                                     | Broad PO                                   | PO#  | Broad PO                       |
| PO1                                                     | Engineering Knowledge                      | PO7  | Environment and Sustainability |
| PO2                                                     | Problem Analysis                           | PO8  | Ethics                         |
| PO3                                                     | Design/Development of solutions            | PO9  | Individual and team work       |
| PO4                                                     | Conduct investigations of complex problems | PO10 | Communication                  |
| PO5                                                     | Modern tool usage                          | PO11 | Project Management and Finance |
| PO6                                                     | The Engineer and Society                   | PO12 | Lifelong learning              |

### Assessment Pattern

| Bloom's Category | Continuous Assessment Tests |            | End Semester Examination Marks (%) |
|------------------|-----------------------------|------------|------------------------------------|
|                  | Test 1 (%)                  | Test 2 (%) |                                    |
| Remember         | 30                          | 30         | 30                                 |
| Understand       | 50                          | 50         | 50                                 |
| Apply            | 20                          | 20         | 20                                 |
| Analyze          |                             |            |                                    |
| Evaluate         |                             |            |                                    |
| Create           |                             |            |                                    |

**Mark Distribution**

| Total Marks | CIE Marks | ESE Marks | ESE Duration |
|-------------|-----------|-----------|--------------|
| 150         | 50        | 100       | 3            |

**Continuous Internal Evaluation Pattern:**

|                                                           |          |
|-----------------------------------------------------------|----------|
| Attendance                                                | 10 marks |
| Continuous Assessment Tests(Average of Internal Tests1&2) | 25 marks |
| Continuous Assessment Assignment                          | 15 marks |

**Internal Examination Pattern**

Each of the two internal examinations has to be conducted out of 50 marks. First series test shall be preferably conducted after completing the first half of the syllabus and the second series test shall be preferably conducted after completing remaining part of the syllabus. There will be two parts: Part A and Part B. Part A contains 5 questions (preferably, 2 questions each from the completed modules and 1 question from the partly completed module), having 3 marks for each question adding up to 15 marks for part A. Students should answer all questions from Part A. Part B contains 7 questions (preferably, 3 questions each from the completed modules and 1 question from the partly completed module), each with 7 marks. Out of the 7 questions, a student should answer any 5.

**End Semester Examination Pattern:**

There will be two parts; Part A and Part B. Part A contains 10 questions with 2 questions from each module, having 3 marks for each question. Students should answer all questions. Part B contains 2 full questions from each module of which student should answer any one. Each question can have maximum 2 sub-divisions and carries 14 marks.

**Syllabus****Module – 1 (Image Formation and Filtering)**

Geometric Camera Models - Pinhole perspective, Intrinsic and Extrinsic Parameters, Geometric Camera Calibration. Linear Filters- Linear Filters and Convolution, Shift Invariant Linear Systems. Filters as Templates - Normalized Correlation and Finding Patterns.

**Module - 2(Local Image Features and Stereo Vision)**

Image Gradients - Computing the Image Gradient, Gradient Based Edge and Corner Detection. Stereopsis- Binocular Camera Geometry, Epipolar Constraint, Binocular Reconstruction, Local Methods for Binocular Fusion, Global Methods for Binocular Fusion.

**Module - 3 (Segmentation)**

Segmentation - Background subtraction, Interactive segmentation, Forming image regions. Segmentation by clustering - Watershed Algorithm. Motion Segmentation by Parameter Estimation- Optical Flow and Motion, Flow Models, Motion Segmentation with Layers.

**Module- 4 (Classification and Tracking)**

Classification - Classification Basics, Two-class and Multiclass classifiers, Error, Overfitting and Regularization, Cross Validation, Classifying Images of Single Objects.

Tracking - Tracking Basics, Simple Tracking Strategies, Tracking by detection, Tracking Linear Dynamical models with Kalman filters.

**Module - 5 (Finding Objects and other Applications)**

Object detection - The Sliding Window Method. Object Recognition -Goals of Object Recognition System. Applications - Robot Navigation by stereo vision, Face detection, Face recognition, Activity Recognition, Tracking people.

**Text Books**

1. Forsyth, David, and Jean Ponce. Computer vision: A modern approach. Prentice hall, 2011.

**Reference Books**

1. Szeliski, Richard, Computer vision: algorithms and applications. Springer Science & Business Media, 2010.
2. Medioni, Gerard, Emerging topics in computer vision. and Sing Bing Kang. Prentice Hall PTR, 2004.
3. Trucco, Emanuele, and Alessandro Verri, Introductory techniques for 3-D computer vision. Vol. 201. Englewood Cliffs: Prentice Hall, 1998.
4. Faugeras, Olivier, and Olivier Autor Faugeras, Three-dimensional computer vision: a geometric viewpoint. MIT press, 1993.

**Course Level Assessment Questions****Course Outcome 1 (CO1):**

1. Explain the relationship between coordinates involved in a pinhole camera imaging setup.
2. Explain the basic principle behind geometric camera calibration.
3. Describe how linear filters can be used for smoothing digital images.
4. How does normalised correlation help in matching patterns in images?

**Course Outcome 2 (CO2):**

1. Describe edge detection methods for computer vision.
2. List any five applications of object recognition.
3. Explain how the epipolar constraint simplifies the correspondence search between two stereo images.
4. List and explain the different methods used for binocular fusion.
5. Explain the different corner detection methods.

**Course Outcome 3 (CO3):**

1. Explain the principle of background subtraction.
2. Describe the watershed algorithm for image segmentation.
3. What is meant by optical flow? How can it be utilized for segmenting images?
4. Describe motion segmentation with layers.
5. What is overfitting in the context of classification?
6. Explain the principle behind classification of single images.

**Course Outcome 4 (CO4):**

1. Explain 'Mean Shift Algorithm' to track an object using matching.
2. Describe an algorithm to track a moving object (dynamic object).
3. Explain the sliding window method for object detection.
4. Assume that we have the dynamics

$$x_i \sim N(d_i x_{i-1}, \sigma_{d_i}^2)$$

$$y_i \sim N(m_i x_i, \sigma_{m_i}^2)$$

- a.  $P(x_i | x_{i-1})$  is a normal density with mean  $d_i x_{i-1}$  and variance  $\sigma_{d_i}^2$ . What is  $(x_{i-1} | x_i)$  ?
- b. Show how to obtain a representation of  $P(x_i | y_{i+1}, \dots, y_N)$  using a Kalman Filter.

**Course Outcome 5(CO5):**

1. Explain how to implement a computer vision system.
2. Illustrate a computer vision system with the help of a neat diagram.
3. Discuss the components of a computer vision system for object recognition.
4. Explain how activity recognition can be done using computer vision.
5. Illustrate a face recognition system with the help of a diagram.

**Assignment Questions**

6. Implement a voxel-based approach to visual hull construction.
7. Implement a computer vision system for object recognition.

## Model Question Paper

**QP CODE:**

**Reg No:** \_\_\_\_\_

**Name:** \_\_\_\_\_

**PAGES : 3**

**APJ ABDUL KALAM TECHNOLOGICAL UNIVERSITY**

**EIGHTH SEMESTER B.TECH DEGREE EXAMINATION, MONTH & YEAR**

**Course Code: CST474**

**Course Name: COMPUTER VISION**

**Max.Marks:100**

**Duration: 3 Hours**

### **PART A**

**Answer All Questions. Each Question Carries 3 Marks**

1. State three properties of shift invariant linear systems.
2. Explain the term normalized correlation.
3. What is image rectification? Mention its significance?
4. Illustrate epipolar geometry and show epipolar lines and epipoles.
5. Explain the term flow model.
6. How does background subtraction help in segmenting an image?
7. What is a Kalman filter? Give its applications.
8. State any three simple tracking strategies.
9. State the goals of an object recognition system.
10. Explain the task of face recognition.

**(10x3=30)**

### **Part B**

**(Answer any one question from each module. Each question carries 14 Marks)**

11. (a) Demonstrate the relationship between a point in the world coordinate frame and its corresponding image point using camera parameters. (9)
- (b) Show that convolving a function with a  $\delta$  function simply reproduces the original function. (5)

**OR**

12. (a) What is linear filtering? Explain two applications of linear filtering to image processing. (7)
- (b) Explain an application of normalised correlation to find patterns. (7)
13. (a) Show that smoothing an image and then computing the gradient is same as convolving an image with the derivative of a smoothing function. (5)
- (b) State the epipolar constraint and derive its representations using the Essential matrix and the Fundamental matrix. (9)

**OR**

14. (a) Explain the algorithm for computing edges using gradients. (9)
- (b) Define binocular fusion. Explain two local methods for binocular fusion. (5)
15. (a) Discuss the different interactive segmentation approaches. (7)
- (b) What is meant by optical flow? How can it be utilized for segmenting images? (7)

**OR**

16. (a) Explain the Watershed algorithm. (7)
- (b) How can we perform motion segmentation by parameter estimation? (7)
17. (a) Explain tracking algorithm using Kalman filtering. (7)
- (b) Illustrate the tracking by detection algorithm. (7)

**OR**

18. (a) Explain the various kinds of errors in classification and the relationship between them. (7)
- (b) What is overfitting and how does regularization help to minimise it? (7)
19. (a) Explain human activity recognition with appearance features. (7)



- (b) Describe the Sliding window method for detecting objects in images. (7)

OR

20. (a) Explain the principle of detecting faces in an image. (7)

- (b) What are the various strategies for object recognition? (7)

### Teaching Plan

| No                                                         | Contents                                                       | No. of Lecture Hours<br>(36hrs) |
|------------------------------------------------------------|----------------------------------------------------------------|---------------------------------|
| <b>Module 1 Image Formation and Filtering (7)</b>          |                                                                |                                 |
| 1.1                                                        | Geometric Camera model - Pinhole perspective                   | 1                               |
| 1.2                                                        | Geometric Camera model - Intrinsic Parameters                  | 1                               |
| 1.3                                                        | Geometric Camera model - Extrinsic Parameters                  | 1                               |
| 1.4                                                        | Geometric Camera Calibration – Linear Approach                 | 1                               |
| 1.5                                                        | Linear Filters and Convolution                                 | 1                               |
| 1.6                                                        | Shift Invariant Linear Systems - Discrete convolution          | 1                               |
| 1.7                                                        | Normalized Correlation and Finding patterns                    | 1                               |
| <b>Module 2 Local Image Features and Stereo Vision (8)</b> |                                                                |                                 |
| 2.1                                                        | Local Image Features - Computing the Image Gradient            | 1                               |
| 2.2                                                        | Gradient Based Edge Detection                                  | 1                               |
| 2.3                                                        | Gradient Based Corner Detection                                | 1                               |
| 2.4                                                        | Stereopsis - Binocular Camera Geometry and Epipolar Constraint | 1                               |
| 2.5                                                        | Essential Matrix and Fundamental Matrix                        | 1                               |
| 2.6                                                        | Binocular Reconstruction                                       | 1                               |
| 2.7                                                        | Local Methods for Binocular Fusion                             | 1                               |
| 2.8                                                        | Global Methods for Binocular Fusion                            | 1                               |
| <b>Module 3 Segmentation (6)</b>                           |                                                                |                                 |

|                                                            |                                                                       |   |
|------------------------------------------------------------|-----------------------------------------------------------------------|---|
| 3.1                                                        | Segmentation basics                                                   | 1 |
| 3.2                                                        | Applications - Background Subtraction, Interactive Segmentation       | 1 |
| 3.3                                                        | Forming Image Regions                                                 | 1 |
| 3.4                                                        | Segmentation by clustering - The Watershed Algorithm                  | 1 |
| 3.5                                                        | Motion Segmentation by Parameter Estimation - Optical Flow and Motion | 1 |
| 3.6                                                        | Flow Models and Motion Segmentation with Layers                       | 1 |
| <b>Module 4 Classification and Tracking (8)</b>            |                                                                       |   |
| 4.1                                                        | Classification Basics, Two-class and Multiclass classifier            | 1 |
| 4.2                                                        | Error, Overfitting and Regularization                                 | 1 |
| 4.3                                                        | Cross Validation, Classifying Images of Single Objects                | 1 |
| 4.4                                                        | Tracking Basics, Simple Tracking Strategies                           | 1 |
| 4.5                                                        | Tracking by detection                                                 | 1 |
| 4.6                                                        | Linear Dynamical models                                               | 1 |
| 4.7                                                        | The Kalman Filter background                                          | 1 |
| 4.8                                                        | Kalman filter algorithm                                               | 1 |
| <b>Module 5 Finding Objects and other Applications (7)</b> |                                                                       |   |
| 5.1                                                        | Detecting Objects in Images- The Sliding Window Method                | 1 |
| 5.2                                                        | Object Recognition - Goals of Object Recognition System               | 1 |
| 5.3                                                        | Application of binocular stereo vision - Robot Navigation             | 1 |
| 5.4                                                        | Face detection                                                        | 1 |
| 5.5                                                        | Face recognition                                                      | 1 |
| 5.6                                                        | Activity recognition                                                  | 1 |
| 5.7                                                        | Tracking people                                                       | 1 |

APJ ABDUL KALAM  
TECHNOLOGICAL  
UNIVERSITY

---

# **SEMESTER VIII**

---

## **PROGRAM ELECTIVE IV**

---











**Preamble:** This course provides a solid foundation that furnishes the learner with in depth knowledge of current Cyber laws. The course provides an insight into the laws keeping in view of the latest developments in IPRs related to computer field and growing cyber related crimes. The course also helps to create an understanding on Intellectual Properties and the importance of it, trademarks and Trade secrets and to create awareness of unfair competition and its methods.

**Course Outcomes:** After the completion of the course the student will be able to

| CO# | Course Outcomes                                                                                                                                                                              |
|-----|----------------------------------------------------------------------------------------------------------------------------------------------------------------------------------------------|
| CO1 | Highlight the basics and importance of Cyber space and IT act. <b>(Cognitive Knowledge Level: Understand)</b>                                                                                |
| CO2 | Comprehend the importance and need for Electronic Governance, internet service providers and their liability. <b>(Cognitive Knowledge Level: Understand)</b>                                 |
| CO3 | Use the provision of Cyber law to deal with types of Cyber Crimes, Cybercrime Complaints and National cyber security policy. <b>(Cognitive Knowledge Level: Apply)</b>                       |
| CO4 | Explain the procedure for registration, characteristics, publication, infringement and term of copyright and also know the other forms of IPR <b>(Cognitive Knowledge Level: Understand)</b> |
| CO5 | Deduce the legal aspects of Domain name and other cyber related disputes. <b>(Cognitive Knowledge Level: Apply)</b>                                                                          |

### Mapping of course outcomes with program outcomes

|     | PO1                                                                                 | PO2                                                                                 | PO3                                                                                 | PO4 | PO5 | PO6 | PO7 | PO8 | PO9 | PO10 | PO11 | PO12                                                                                  |
|-----|-------------------------------------------------------------------------------------|-------------------------------------------------------------------------------------|-------------------------------------------------------------------------------------|-----|-----|-----|-----|-----|-----|------|------|---------------------------------------------------------------------------------------|
| CO1 |  |  |  |     |     |     |     |     |     |      |      |  |
| CO2 |  |  |  |     |     |     |     |     |     |      |      |  |

|     |   |   |   |  |  |  |  |  |  |  |  |   |
|-----|---|---|---|--|--|--|--|--|--|--|--|---|
| CO3 | ✓ | ✓ | ✓ |  |  |  |  |  |  |  |  | ✓ |
| CO4 | ✓ | ✓ | ✓ |  |  |  |  |  |  |  |  | ✓ |
| CO5 | ✓ | ✓ | ✓ |  |  |  |  |  |  |  |  | ✓ |

**Abstract POs defined by National Board of Accreditation**

| PO# | Broad PO                                   | PO#  | Broad PO                       |
|-----|--------------------------------------------|------|--------------------------------|
| PO1 | Engineering Knowledge                      | PO7  | Environment and Sustainability |
| PO2 | Problem Analysis                           | PO8  | Ethics                         |
| PO3 | Design/Development of solutions            | PO9  | Individual and team work       |
| PO4 | Conduct investigations of complex problems | PO10 | Communication                  |
| PO5 | Modern tool usage                          | PO11 | Project Management and Finance |
| PO6 | The Engineer and Society                   | PO12 | Lifelong learning              |

**Assessment Pattern**

| Bloom's Category | Continuous Assessment Tests |           | End Semester Examination |
|------------------|-----------------------------|-----------|--------------------------|
|                  | Test1 (%)                   | Test2 (%) | Marks (%)                |
| Remember         | 30                          | 30        | 30                       |
| Understand       | 30                          | 30        | 30                       |
| Apply            | 40                          | 40        | 40                       |
| Analyze          |                             |           |                          |
| Evaluate         |                             |           |                          |
| Create           |                             |           |                          |

**Mark Distribution**

| <b>Total Marks</b> | <b>CIE Marks</b> | <b>ESE Marks</b> | <b>ESE Duration</b> |
|--------------------|------------------|------------------|---------------------|
| 150                | 50               | 100              | 3 hours             |

**Continuous Internal Evaluation Pattern:**

Attendance : 10 marks

Continuous Assessment Tests : 25 marks

Continuous Assessment Assignment : 15 marks

**Internal Examination Pattern:**

Each of the two internal examinations has to be conducted out of 50 marks. First Internal Examination shall be preferably conducted after completing the first half of the syllabus and the Second Internal Examination shall be preferably conducted after completing the remaining part of the syllabus. There will be two parts: Part A and Part B. Part A contains 5 questions (preferably, 2 questions each from the completed modules and 1 question from the partly covered module), having 3 marks for each question adding up to 15 marks for part A. Students should answer all questions from Part A. Part B contains 7 questions (preferably, 3 questions each from the completed modules and 1 question from the partly covered module), each with 7 marks. Out of the 7 questions in Part B, a student should answer any 5.

**End Semester Examination Pattern:**

There will be two parts; Part A and Part B. Part A contain 10 questions with 2 questions from each module, having 3 marks for each question. Students should answer all questions. Part B contains 2 questions from each module of which a student should answer any one. Each question can have a maximum 2 subdivisions and carries 14 marks.

**Syllabus****Module 1 (Cyber Space)**

Fundamental definitions -Interface of Technology and Law – Jurisprudence and-Jurisdiction in Cyber Space - Indian Context of Jurisdiction - Enforcement agencies – Need for IT act - UNCITRAL – E-Commerce basics .Information Technology Act, 2000 - Aims and Objects — Overview of the Act – Jurisdiction

**Module 2 (Electronic Governance)**

Legal Recognition of Electronic Records and Electronic Evidence -Digital Signature Certificates - Securing Electronic records and secure digital signatures - Duties of Subscribers - Role of Certifying



Authorities - Regulators under the Act -The Cyber Regulations Appellate Tribunal - Internet Service Providers and their Liability– Powers of Police under the Act – Impact of the Act on other Laws . Cyber Crimes -Meaning of Cyber Crimes –Different Kinds of Cyber crimes – Cyber crimes under IPC

### **Module 3 (Cr.P.C and Indian Evidence Law)**

Cybercrimes under the Information Technology Act 2000 - Cyber crimes under International Law – Hacking, Child Pornography, Cyber Stalking, Denial of service Attack, Virus Dissemination, Software Piracy, Internet Relay Chat (IRC) Crime, Credit Card Fraud, Net Extortion, Phishing etc - Cyber Terrorism Violation of Privacy on Internet - Data Protection and Privacy – Indian Court cases

### **Module 4 (Intellectual Property Rights)**

Copyrights- Software – Copyrights vs Patents debate - Authorship and Assignment Issues - Copyright in Internet - Multimedia and Copyright issues - Software Piracy - Trademarks - Trademarks in Internet – Copyright and Trademark cases.

### **Module 5 (Patents and Legal aspects)**

Understanding Patents - European Position on Computer related Patents, Legal position on Computer related Patents - Indian Position on Patents – Case Law, Domain names -registration - Domain Name Disputes-Cyber Squatting-IPR cases.

### **Text books**

1. Justice Yatindra Singh,” Cyber Laws”, Universal Law Publishing Co., New Delhi, 2020
2. Farouq Ahmed,”Cyber Law in India”, New Era publications, New Delhi,2017
3. S.R.Myneni, “Information Technology Law(Cyber Laws)”, Asia Law House, Hyderabad,3<sup>rd</sup> Edition, 2023

### **References**

1. Chris Reed, “Internet Law-Text and Materials”, Cambridge University Press, 2<sup>nd</sup> Edition,2004
2. Pawan Duggal,” Cyber Law- the Indian perspective”, Universal Law Publishing Co., New Delhi,2016.

### **Course Level Assessment Questions**

#### **Course Outcome 1 (CO1):**

1. What is a cyber space? Explain the interface of technology and law
2. Write down the need for IT act and explain IT act 2000.

**Course Outcome 2 (CO2):**

1. Define the term cybercrime. List and explain the cybercrimes under IPC.

**Course Outcome 3 (CO3):**

1. What is cyberstalking? What are its implications and how the case laws are applied?

**Course Outcome 4 (CO4):**

1. Describe the various types of intellectual property rights and state its objectives
2. Explain authorship and assignment issues.

**Course Outcome 5 (CO5):**

1. Differentiate between Legal position on Computer related Patents and Indian Position on Patents.
2. How laws are applied on infringement of Domain name disputes?

**MODEL QUESTION PAPER**

**QP CODE:**

**Reg No:** \_\_\_\_\_

**Name :** \_\_\_\_\_

**PAGES : 3**

**APJ ABDUL KALAM TECHNOLOGICAL UNIVERSITY**

**EIGHTH SEMESTER B.TECH DEGREE EXAMINATION, MONTH & YEAR**

**Course Code: CCT 416**

**Course Name: Cyber Law**

**Max.Marks:100**

**Duration: 3 Hours**

**PART A**

**Answer all Questions. Each question carries 3 Marks**

1. Define the terms jurisprudence and jurisdiction in cyber space.
2. What are the aims and objectives of IT Act 2000?
3. Write down the the role of Certifying Authorities in digital signature.
4. Define a cybercrime.
5. Differentiate between software piracy and phishing.
6. What is the role of an ISP?
7. Elucidate trademark in internet with example.
8. How is copyright issues identified and handled ?

9. Describe European Position on Computer related Patents
10. What is Cybersquatting?

(10\*3=30 Marks)

### PART B

Answer any Two Question from each module. Each question carries 14 Marks

- 11(a) Explain the interface of technology and law in the context of cyberspace. (8 marks)
- (b) Write down the need of IT Act. (6 marks)

OR

- 12(a) Explain Jurisdiction in Cyber Space. (8 marks)
- (b) Write down the role of enforcement agencies. (6 marks)

- 13(a) Give a detailed description on Digital Signature Certificate. (8marks)
- (b) Explain the different kinds of cyber crimes with possible scenarios. (6 marks)

OR

- 14(a) Explain the role of Certifying Authorities. (6marks)
- (b) What are the duties performed by the Cyber Regulations Appellate Tribunal? (8 marks)

- 15(a) What is Denial of service Attack? Give an example (6 marks)
- (b) What is Internet Relay Chat (IRC) Crime? How is it identified? (8marks)

OR

- 16(a) What is cyber terrorism?. (6marks)
- (b) Write down the scenarios in which data privacy is violated? (8marks)

- 17(a) Differentiate between copyright and patents?. (8marks)
- (b) Write down the different copyright issues?. (6marks)

OR

- 18(a) What is a trademark? How is it achieved?. (6marks)
- (b) Write down the cases which involve infringement of trademarks. (8 marks)

- 19(a) What is a Case Law? Explain (6marks)
- (b) What are the steps involved in the registration of a Domain Name? (8marks)

OR

- 20(a) Explain the Legal positions on Computer related Patents. (8marks)
- (b) What is IPR? Write down the different IPR cases (6 marks)

## TEACHING PLAN

| Sl.No                                                     | Contents                                                                                   | No.of Lecture<br>Hrs<br>(36) |
|-----------------------------------------------------------|--------------------------------------------------------------------------------------------|------------------------------|
| <b>Module 1 (Cyber Space) ( 6 hrs)</b>                    |                                                                                            |                              |
| 1.1                                                       | Fundamental definitions ,Interface of Technology and Law                                   | 1                            |
| 1.2                                                       | Jurisprudence and-Jurisdiction in Cyber Space ,Indian Context of Jurisdiction              | 1                            |
| 1.3                                                       | Enforcement agencies                                                                       | 1                            |
| 1.4                                                       | Need for IT act ,UNCITRAL, E-Commerce basics                                               | 1                            |
| 1.5                                                       | Information Technology Act, 2000                                                           | 1                            |
| 1.6                                                       | Aims and Objects — Overview of the Act, Jurisdiction                                       | 1                            |
| <b>Module 2 (Electronic Governance) ( 8 hrs)</b>          |                                                                                            |                              |
| 2.1                                                       | Legal Recognition of Electronic Records and Electronic Evidence                            | 1                            |
| 2.2                                                       | Digital Signature Certificates - Securing Electronic records and secure digital signatures | 1                            |
| 2.3                                                       | Duties of Subscribers - Role of Certifying Authorities                                     | 1                            |
| 2.4                                                       | Regulators under the Act                                                                   | 1                            |
| 2.5                                                       | The Cyber Regulations Appellate Tribunal, Internet Service Providers and their Liability   | 1                            |
| 2.6                                                       | Powers of Police under the Act, Impact of the Act on other Laws                            | 1                            |
| 2.7                                                       | Meaning of Cyber Crimes –Different Kinds of Cyber crimes                                   | 1                            |
| 2.8                                                       | Cybercrimes under IPC                                                                      | 1                            |
| <b>Module 3 (Cr.P.C and Indian Evidence Law) ( 8 hrs)</b> |                                                                                            |                              |
| 3.1                                                       | Introduction                                                                               | 1                            |
| 3.2                                                       | Cybercrimes under the Information Technology Act 2000                                      | 1                            |
| 3.3                                                       | Cyber crimes under International Law                                                       | 1                            |
| 3.4                                                       | Hacking, Child Pornography, Cyber Stalking,                                                | 1                            |
| 3.5                                                       | Denial of service Attack , Virus Dissemination, Software Piracy                            | 1                            |
| 3.6                                                       | Internet Relay Chat (IRC) Crime, Credit Card Fraud, Net Extortion, Phishing                | 1                            |
| 3.7                                                       | Cyber Terrorism Violation of Privacy on Internet                                           | 1                            |
| 3.8                                                       | Data Protection and Privacy – Indian Court cases                                           | 1                            |
| <b>Module 4 (Intellectual Property Rights)( 7 hrs)</b>    |                                                                                            |                              |
| 4.1                                                       | Introduction .                                                                             | 1                            |
| 4.2                                                       | Copyrights, Copyrights vs Patents debate                                                   | 1                            |
| 4.3                                                       | Authorship and Assignment Issues                                                           | 1                            |
| 4.4                                                       | Copyright in Internet                                                                      | 1                            |

|     |                                                       |   |
|-----|-------------------------------------------------------|---|
| 4.5 | Multimedia and Copyright issues                       | 1 |
| 4.6 | Software Piracy - Trademarks                          | 1 |
| 4.7 | Trademarks in Internet, Copyright and Trademark cases | 1 |

**Module 5 (Patents and Legal aspects) (7 hrs)**

|     |                                                                       |   |
|-----|-----------------------------------------------------------------------|---|
| 5.1 | Understanding Patents - European Position on Computer related Patents | 1 |
| 5.2 | Legal position on Computer related Patents                            | 1 |
| 5.3 | Indian Position on Patents                                            | 1 |
| 5.4 | Case Law, Domain names                                                | 1 |
| 5.5 | Domain name registration, Domain Name Disputes                        | 1 |
| 5.6 | Cyber Squatting                                                       | 1 |
| 5.7 | IPR cases                                                             | 1 |



|         |                   |          |   |   |   |        |                      |
|---------|-------------------|----------|---|---|---|--------|----------------------|
| CCT 456 | BIG DATA SECURITY | CATEGORY | L | T | P | CREDIT | YEAR OF INTRODUCTION |
|         |                   | PEC      | 2 | 1 | 0 | 3      | 2019                 |

**Preamble:**

The course explores the foundations of big data, including its foundations in computing technology and statistics. The course also gives an understanding of the nature of underlying technical challenges and statistical assumptions used to understand relationships in a variety of applied fields, with a focus on the fields of fraud detection and communication monitoring.

**Course Outcomes:** After the completion of the course, the student will be able to

| CO# | Course Outcomes                                                                                                              |
|-----|------------------------------------------------------------------------------------------------------------------------------|
| CO1 | Explain the basics of Big Data and their challenges. <b>(Cognitive knowledge level: Understand)</b>                          |
| CO2 | Explain the difference between predictive analytics and descriptive analytics <b>(Cognitive knowledge level: Understand)</b> |
| CO3 | Trace out the role played by authentication in security <b>(Cognitive knowledge level: Apply)</b>                            |
| CO4 | Describe the security concerns of big-data. <b>(Cognitive knowledge level: Understand)</b>                                   |
| CO5 | Escalate the applications of security analytics. <b>(Cognitive knowledge level: Apply)</b>                                   |

**Mapping of course outcomes with program outcomes**

|     | PO1 | PO2 | PO3 | PO4 | PO5 | PO6 | PO7 | PO8 | PO9 | P10 | P11 | P12 |
|-----|-----|-----|-----|-----|-----|-----|-----|-----|-----|-----|-----|-----|
| CO1 | ✓   | ✓   | ✓   |     |     |     |     |     |     |     |     | ✓   |
| CO2 | ✓   | ✓   | ✓   |     |     |     |     |     |     |     |     | ✓   |
| CO3 | ✓   | ✓   | ✓   |     | ✓   |     |     |     |     |     |     | ✓   |



|     |   |   |   |  |   |  |  |  |  |  |  |   |
|-----|---|---|---|--|---|--|--|--|--|--|--|---|
| CO4 | ✓ | ✓ | ✓ |  | ✓ |  |  |  |  |  |  | ✓ |
| CO5 | ✓ | ✓ | ✓ |  | ✓ |  |  |  |  |  |  | ✓ |

| Abstract POs defined by National Board of Accreditation |                                            |      |                                |
|---------------------------------------------------------|--------------------------------------------|------|--------------------------------|
| PO#                                                     | Broad PO                                   | PO#  | Broad PO                       |
| PO1                                                     | Engineering Knowledge                      | PO7  | Environment and Sustainability |
| PO2                                                     | Problem Analysis                           | PO8  | Ethics                         |
| PO3                                                     | Design/Development of solutions            | PO9  | Individual and teamwork        |
| PO4                                                     | Conduct investigations of complex problems | PO10 | Communication                  |
| PO5                                                     | Modern tool usage                          | PO11 | Project Management and Finance |
| PO6                                                     | The Engineer and Society                   | PO12 | Lifelong learning              |

### Assessment Pattern

| Bloom's Category | Test 1 (Marks in percentage) | Test 2 (Marks in percentage) | End Semester Examination (Marks in percentage) |
|------------------|------------------------------|------------------------------|------------------------------------------------|
| Remember         | 30                           | 30                           | 30                                             |
| Understand       | 30                           | 30                           | 30                                             |
| Apply            | 40                           | 40                           | 40                                             |
| Analyze          |                              |                              |                                                |
| Evaluate         |                              |                              |                                                |
| Create           |                              |                              |                                                |

### Mark Distribution

| Total Marks | CIE Marks | ESE Marks | ESE Duration |
|-------------|-----------|-----------|--------------|
| 150         | 50        | 100       | 3            |

**Continuous Internal Evaluation Pattern:**Attendance : **10 marks**Continuous Assessment Test : **25 marks**Continuous Assessment Assignment : **15 marks**

**Internal Examination Pattern:** Each of the two internal examinations has to be conducted out of 50 marks. The first series test shall be preferably conducted after completing the first half of the syllabus. The second series test shall be preferably conducted after completing the remaining part of the syllabus. There will be two parts: Part A and Part B. Part A contains 5 questions (preferably, 2 questions each from the completed modules and 1 question from the partly completed module), having 3 marks for each question adding up to 15 marks for part A. Students should answer all questions from Part A. Part B contains 7 questions (preferably, 3 questions each from the completed modules and 1 question from the partly completed module), each with 7 marks. Out of the 7 questions, a student should answer any 5.

**End Semester Examination Pattern:** There will be two parts; Part A and Part B. Part A contains 10 questions with 2 questions from each module, having 3 marks for each question. Students should answer all questions. Part B contains 2 questions from each module of which a student should answer anyone. Each question can have a maximum 2 subdivisions and carries 14 marks.

## Syllabus

**Module 1 (Introduction to Big Data)**

Introduction to Big Data, Evolution of Big data, Characteristics. Big Data Analytics, Big Data framework - fundamental concepts of Big Data management and analytics - Current challenges and trends in Big Data Acquisition.

**Module 2 (Data Analytics)**

Predictive Analytics: Regression, Decision Tree, Neural Networks - Descriptive Analytics: Association Rules, Sequence Rules, Survival Analysis: Survival Analysis Measurements, Kaplan Meir Analysis, Parametric Survival Analysis - Social Network Analytics: Social Network Learning Relational Neighbor Classification

**Module 3 (Introduction to Security Analytics)**

Introduction to Security Analytics – Techniques in Analytics – Analysis in everyday life – Challenges in Intrusion and Incident Identification – Simulation and Security Process, Analytical Software's and tools, Malware Analysis – static and dynamic analysis - Security Intelligence – Security Breaches

#### **Module 4(Applications of Security Analytics)**

Access Analytics – Analysis of Log file -Security analysis with text mining –Machine Learning and data mining applications for security: Intrusion detection and network anomaly detection. Big data analytics for security: Analyzing DDOS – Distributed Denial of Service attack: counter based method, and access pattern based method – Machine learning for Ransomware detection and prevention.

#### **Module 5 (Big Data Privacy and Applications)**

Data Masking – Privately Identified Information (PII) -Privacy preservation in Big Data- Popular Big Data Techniques and tools- Map Reduce paradigm and the Hadoop system – Applications- Social Media Analytics- Recommender Systems- Fraud Detection.

#### **Text Books**

1. Bart Baesens, "Analytics in a Big Data World: The Essential Guide to Data Science and its Applications", John Wiley & Sons, 2014
2. Min Chen, Shiwen Mao, Yin Zhang, Victor CM Leung, “Big Data: Related Technologies, Challenges and Future Prospects” , Springer, 2014.
3. Michael Minelli, Michele Chambers, AmbigaDhiraj ,“Big Data, Big Analytics: Emerging Business Intelligence and Analytic Trends”, John Wiley & Sons, 2013.

#### **References**

1. Raj, Pethuru, “Handbook of Research on Cloud Infrastructures for Big Data Analytics”, IGI Global.
2. Douglas R. Stinson ,“Cryptography Theory and Practice ”, Chapman & Hall/CRC, 3rd Edition, 2006.
3. Mark Talabis, Robert McPherson, I Miyamoto and Jason Martin, “Information Security Analytics: Finding Security Insights, Patterns, and Anomalies in Big Data”, Syngress Media, U.S., 2014.

**Sample Course Level Assessment Questions**

**Course Outcome 1 (CO1):**

1. Explain the Evolution of Big Data and their characteristics
2. Describe any five characteristics of Big Data.

**Course Outcome 2 (CO2):**

1. Describe the prediction error and regression techniques
2. Explain the three categories of Prediction methodologies.

**Course Outcome 3 (CO3):**

1. Identify the various challenges in Intrusion and Incident Identification.

**Course Outcome 4 (CO4):**

1. How machine learning helps in Ransom ware detection and prevention.

**Course Outcome 5 (CO5):**

1. What is Privacy preservation? Discuss its importance in Big Data.

**Model Question Paper**

**QP CODE:**

**Reg No:** \_\_\_\_\_

**Name :** \_\_\_\_\_

**PAGES : 3**

**APJ ABDUL KALAM TECHNOLOGICAL UNIVERSITY**

**EIGHTH SEMESTER B.TECH DEGREE EXAMINATION, MONTH & YEAR**

**Course Code: CCT 456**

**Course Name: BIG DATA SECURITY**

**Max.Marks:100**

**Duration: 3 Hours**

**PART A**

**Answer all Questions. Each question carries 3 Marks**

1. Explain the Evolution of Big Data.

2. Describe any five characteristics of Big Data
3. How decision trees aid in big data analytics.
4. What is regression analysis? How is it done?
5. Why data Analytics is needed?
6. How is security analytics done?
7. Explain DDOS attack.
8. How does analysis of log files assist in security analytics?
9. Define Data masking.
10. How map reduce is performed in hadoop?

### PART B

**Answer any one Question from each module.**

**Each question carries 14 Marks**

11. a) Illustrate the various phases involved in Big Data Analytics with a neat diagram. (7)  
 b) Explain the trends in big data acquisition. (7)
- OR**
12. a) Describe the challenges in big data acquisition (7)  
 b) Explain Big data framework. (7)
13. a) Illustrate Kaplan Meir Analysis with an example (8)  
 b) Describe Social network Analytics (6)
- OR**
14. a) Compare predictive and descriptive analysis. (7)  
 b) Describe Parametric Survival Analysis. (7)
15. a) Compare and contrast static and dynamic malware analysis. (7)  
 b) Describe the various security breaches possibilities in big data scenarios. (7)
- OR**
16. a) Summarize various challenges in Intrusion and Incident Identification. (8)  
 b) Briefly explain various methods used in security analytics. (6)
17. a) Differentiate between counter based method and access pattern based method. (8)

b) Describe how network anomaly detection is done (6)

**OR**

18. a) How machine learning helps in Ransomware detection and prevention. (8)

b) Explain the scope of Security analysis with text mining. (6)

19. a) Describe Popular Big Data Techniques and tools. (8)

b) Explain the significance of Privately Identified Information. (6)

**OR**

20.a) How is Privacy preservation in Big Data achieved (8)

b) Describe the role of Recommender Systems (6)

### TEACHING PLAN

| Sl.No.                                             | Contents                                                  | No of Lecture Hrs (35) |
|----------------------------------------------------|-----------------------------------------------------------|------------------------|
| <b>Module 1 (Introduction to Big Data) (6 hrs)</b> |                                                           |                        |
| 1.1                                                | Introduction to Big Data                                  | 1 hour                 |
| 1.2                                                | Evolution of Big data, Characteristics                    | 1 hour                 |
| 1.3                                                | Big Data Analytics, Big Data framework                    | 1 hour                 |
| 1.4                                                | Fundamental concepts of Big Data management and analytics | 1 hour                 |
| 1.5                                                | Current challenges in Big Data Acquisition                | 1 hour                 |
| 1.6                                                | Trends in Big Data Acquisition                            | 1 hour                 |
| <b>Module 2 (Data Analytics) (8 hrs)</b>           |                                                           |                        |
| 2.1                                                | Predictive Analytics: Regression, Decision Tree           | 1 hour                 |



|                                                              |                                                            |        |
|--------------------------------------------------------------|------------------------------------------------------------|--------|
| 2.2                                                          | Neural Networks                                            | 1 hour |
| 2.3                                                          | Descriptive Analytics: Association Rules, Sequence Rules.  | 1 hour |
| 2.4                                                          | Survival Analysis: Survival Analysis Measurements          | 1 hour |
| 2.5                                                          | Kaplan Meir Analysis                                       | 1 hour |
| 2.6                                                          | Parametric Survival Analysis                               | 1 hour |
| 2.7                                                          | Social Network Analytics                                   | 1 hour |
| 2.8                                                          | Social Network Learning Relational Neighbor Classification | 1 hour |
| <b>Module 3 (Introduction to Security Analytics) (8 hrs)</b> |                                                            |        |
| 3.1                                                          | Introduction to Security Analytics                         | 1 hour |
| 3.2                                                          | Techniques in Analytics – Analysis in everyday life        | 1 hour |
| 3.3                                                          | Challenges in Intrusion and Incident Identification        | 1 hour |
| 3.4                                                          | Simulation and Security Process                            | 1 hour |
| 3.5                                                          | Analytical Softwares and tools                             | 1 hour |
| 3.6                                                          | Malware Analysis                                           | 1 hour |
| 3.7                                                          | Static and dynamic analysis                                | 1 hour |
| 3.8                                                          | Security Intelligence – Security Breaches                  | 1 hour |
| <b>Module 4(Applications of Security Analytics) (7 hrs)</b>  |                                                            |        |
| 4.1                                                          | Access Analytics – Analysis of Log file                    | 1 hour |
| 4.2                                                          | Security analysis with text mining.                        | 1 hour |

|                                                             |                                                                                             |        |
|-------------------------------------------------------------|---------------------------------------------------------------------------------------------|--------|
| 4.3                                                         | Machine Learning and data mining applications for security:                                 | 1 hour |
| 4.4                                                         | Intrusion detection and network anomaly detection.                                          | 1 hour |
| 4.5                                                         | Big data analytics for security: Analyzing DDOS –                                           | 1 hour |
| 4.6                                                         | Distributed Denial of Service attack: counter based method, and access pattern based method | 1 hour |
| 4.7                                                         | Machine learning for Ransom ware detection and prevention.                                  | 1 hour |
| <b>Module 5 (Big Data Privacy and Applications) (6 hrs)</b> |                                                                                             |        |
| 5.1                                                         | Data Masking – Privately Identified Information (PII).                                      | 1 hour |
| 5.2                                                         | Privacy preservation in Big Data.                                                           | 1 hour |
| 5.3                                                         | Popular Big Data Techniques and tools- Map Reduce paradigm                                  | 1 hour |
| 5.4                                                         | Hadoop system.                                                                              | 1 hour |
| 5.5                                                         | Applications- Social Media Analytics                                                        | 1 hour |
| 5.6                                                         | Recommender Systems- Fraud Detection.                                                       | 1 hour |

|        |                            |          |   |   |   |        |                      |
|--------|----------------------------|----------|---|---|---|--------|----------------------|
| CST426 | CLIENT SERVER ARCHITECTURE | CATEGORY | L | T | P | CREDIT | YEAR OF INTRODUCTION |
|        |                            | PEC      | 2 | 1 | 0 | 3      | 2019                 |


















**Preamble:** The syllabus is prepared with the view of preparing the Engineering Graduates to build effective Client/Server applications. This course aims at providing a foundation in decentralized computer systems, using the client/server model. The course content is decided to cover the essential fundamentals which can be taught within the given slots in the curriculum.

**Prerequisite:** Computer Networks

**Course Outcomes:** After the completion of the course the student will be able to

|             |                                                                                                                                                                  |
|-------------|------------------------------------------------------------------------------------------------------------------------------------------------------------------|
| <b>CO 1</b> | Explain the basics of client/server systems and the driving force behind the development of client/server systems <b>(Cognitive Knowledge Level: Understand)</b> |
| <b>CO 2</b> | Outline the architecture and classifications of client/server systems <b>(Cognitive Knowledge Level: Understand)</b>                                             |
| <b>CO 3</b> | Choose the appropriate client/server network services for a typical application <b>(Cognitive Knowledge Level: Understand)</b>                                   |
| <b>CO 4</b> | Describe management services and issues in network <b>(Cognitive Knowledge Level: Understand)</b>                                                                |
| <b>CO 5</b> | Compare and summarize the web extensions and choose appropriate web services standards for an application <b>(Cognitive Knowledge Level: Understand)</b>         |

### Mapping of course outcomes with program outcomes

|     | PO1                                                                                 | PO2                                                                                 | PO3                                                                                 | PO4 | PO5                                                                                 | PO6 | PO7 | PO8 | PO9 | PO10 | PO11 | PO12                                                                                  |
|-----|-------------------------------------------------------------------------------------|-------------------------------------------------------------------------------------|-------------------------------------------------------------------------------------|-----|-------------------------------------------------------------------------------------|-----|-----|-----|-----|------|------|---------------------------------------------------------------------------------------|
| CO1 |  |  |                                                                                     |     |  |     |     |     |     |      |      |  |
| CO2 |  |  |                                                                                     |     |                                                                                     |     |     |     |     |      |      |  |
| CO3 |  |  |                                                                                     |     |  |     |     |     |     |      |      |  |
| CO4 |  |                                                                                     |                                                                                     |     |                                                                                     |     |     |     |     |      |      |  |
| CO5 |  |  |  |     |                                                                                     |     |     |     |     |      |      |  |

| Abstract POs defined by National Board of Accreditation |                                            |      |                                |
|---------------------------------------------------------|--------------------------------------------|------|--------------------------------|
| PO#                                                     | Broad PO                                   | PO#  | Broad PO                       |
| PO1                                                     | Engineering Knowledge                      | PO7  | Environment and Sustainability |
| PO2                                                     | Problem Analysis                           | PO8  | Ethics                         |
| PO3                                                     | Design/Development of solutions            | PO9  | Individual and team work       |
| PO4                                                     | Conduct investigations of complex problems | PO10 | Communication                  |
| PO5                                                     | Modern tool usage                          | PO11 | Project Management and Finance |
| PO6                                                     | The Engineer and Society                   | PO12 | Life long learning             |

### Assessment Pattern

| Bloom's Category | Continuous Assessment Tests |                | End Semester Examination Marks |
|------------------|-----------------------------|----------------|--------------------------------|
|                  | Test 1 (Marks)              | Test 2 (Marks) |                                |
| Remember         | 30                          | 30             | 30                             |
| Understand       | 70                          | 70             | 50                             |
| Apply            |                             |                |                                |
| Analyse          |                             |                |                                |
| Evaluate         |                             |                |                                |
| Create           |                             |                |                                |

### Mark distribution

| Total Marks | CIE Marks | ESE Marks | ESE Duration |
|-------------|-----------|-----------|--------------|
| 150         | 50        | 100       | 3 hours      |

### Continuous Internal Evaluation Pattern:

|                                                                        |            |
|------------------------------------------------------------------------|------------|
| Attendance                                                             | : 10 marks |
| Continuous Assessment Test 1 (for theory, for 2 hrs)                   | : 20 marks |
| Continuous Assessment Test 2 (for lab, internal examination, for 2hrs) | : 20 marks |

**Internal Examination Pattern:** There will be two parts; Part A and Part B. Part A contains 5 questions with 2 questions from each module ( $2.5 \text{ modules} \times 2 = 5$ ), having 3 marks for each question. Students should answer all questions. Part B also contains 5 questions with 2 questions from each module ( $2.5 \text{ modules} \times 2 = 5$ ), of which a student should answer any one. The questions should not have sub- divisions and each one carries 7 marks.

**End Semester Examination Pattern:** There will be two parts; Part A and Part B. Part A contain 10 questions with 2 questions from each module, having 3 marks for each question. Students should answer all questions. Part B contains 2 questions from each module of which a student should answer any one. Each question can have maximum 2 sub-divisions and carry 14 marks.

### Sample Course Level Assessment Questions

#### Course Outcome 1 (CO1):

1. Explain the driving forces behind the development of Client/ Server system from different perspectives.

#### Course Outcome 2 (CO2):

1. How two-tier computing and three-tier computing improves the performance of Client/Server system.

#### Course Outcome 3(CO3):

1. Explain the role of client in Client/Server computing and also explain the various services provided by client.
2. What is the primary motivation behind the RPC facility ? How does a RC facility makes the job of distributed application programmers simpler?
3. Implement RPC concept using suitable language/tool(Assignment)

#### Course Outcome 4 (CO4):

1. Explain Connectivity and Communication Interface Technology in Client/Server application. How does transmission protocol work in Client/Server application?

#### Course Outcome 5 (CO5):

1. Discuss the role of web browser for providing web service in Client/Server environment.
2. Identify and explain the social relevance of web services (Assignment)

## Syllabus

### Module – 1 (Introduction)

Introduction to Client/Server computing - Driving forces behind Client/ Server, Client/ Server development tools, Development of client/server systems, Client/Server security, Organizational Expectations, Improving performance of client/server applications, Single system image, Downsizing and Rightsizing, Advantages of client server computing, Applications of Client/Server.

### Module -2 (Client/Server Application Components)

Classification of Client/Server Systems- Two-Tier Computing, Middleware, Three-Tier Computing- Model View Controller (MVC), Principles behind Client/Server Systems. Client/Server Topologies. Existing Client/Server Architecture. Architecture for Business Information System.

### Module -3 (Client/Server Network)

Client- Services, Request for services, RPC, Windows services, Print services, Remote boot services, other remote services, Utility Services. Dynamic Data Exchange (DDE). Object Linking and Embedding (OLE). Common Object Request Broker Architecture (CORBA).

Server- Detailed server functionality, Network operating system, Available platforms, Server operating system.

### Module -4 (Client/ Server Systems Development)

Services and Support- System administration, Availability, Reliability, Scalability, Observability, Agility, Serviceability. Software Distribution, Performance, Network management. Remote Systems Management- RDP, Telnet, SSH, Security. LAN and Network Management issues, Training, Connectivity, Communication interface technology, Interprocess communication, Wide area network technologies, Network Acquisition, PC-level processing unit, X-terminals, Server hardware.

### Module -5 (Client/Server Technology and Web Services)

Web Services History. Web Server Technology- Web Server, Web Server Communication, Role of Java for Client/Server on Web. Web Services- MicroServices, APIs, API Gateway, Authentication of users/clients, Tokens/Keys for Authentication, Service Mesh, Message Queues, SaaS, Web Sockets.

Client/Server/Browser – Server Technology, Client/Server Technology and Web Applications, Balanced Computing and the Server's Changing Role. Thin client computing - Computing models-Comparison-Computing Environment.

Future of client/ server Computing Enabling Technologies, Transformational system.

### Text Books

1. Patrick Smith & Steave Guengerich, "Client / Server Computing", PHI
2. Dawna Travis Dewire, "Client/Server Computing", TMH

### Reference Books

1. Jeffrey D.Schank, "Novell's Guide to Client-Server Application & Architecture" Novell Press
2. Robert Orfali, Dan Harkey, Jeri Edwards, Client/Server Survival Guide, Wiley-India Edition, Third Edition
3. W. H. Inman, Developing Client Server Applications, BPB

### Model Question Paper

**QP CODE:**

**Reg No:** \_\_\_\_\_

**Name:** \_\_\_\_\_

**PAGES : 4**

**APJ ABDUL KALAM TECHNOLOGICAL UNIVERSITY**

**EIGHTH SEMESTER B.TECH DEGREE EXAMINATION, MONTH & YEAR**

**Course Code: CST426**

**Course Name : Client Server Architecture**

**Max. Marks : 100**

**Duration: 3 Hours**

**PART A**

**Answer All Questions. Each Question Carries 3 Marks**

1. How client/server computing environment is different from mainframe based computing environment?
2. Write short notes on single system image and downsizing.
3. Discuss the topologies of Clients/Server system with suitable examples.
4. Discuss the relevance of Clients/Server system in adopting open system standards. Justify your answer.



5. Enumerate the services provided in a client/server system.
6. List out the features of network operating system.
7. How interposes communication is established?.
8. Write short note on x-terminals.
9. Explain the history of web services.
10. With an example, explain the role of java for client/server on web (10x3=30)

**Part B**

**(Answer any one question from each module. Each question carries 14 Marks)**

11. (a) Explain the driving forces behind the development of Client/ Server system from different perspectives. (10)  
(b) Explain the various Clients/Server system development tools. (4)
- OR**
12. (a) Explain Client/Server System development methodology and explain various phases and their activities involved in System Integration Life Cycle. (10)  
(b) Write short notes on the following. (a) Single system image. (b) Downsizing and Client/Server computing. (4)
13. (a) How two-tier computing and three-tier computing improves the performance of Client/Server system. (10)  
(b) List out the principles behind client/server systems . (4)
- OR**
14. (a) Explain the architecture of Business Information System. (10)  
(b) Explain different ways to improve performance in Client/Server developed applications. (4)
15. (a) In Client/Server computing, explain the following with example in detail (a) Dynamic Data Exchange (b) RPC (c) Remote Boot Service (d) Object-linking and embedding. (10)

- (b) Explain the role of client in Client/Server computing and also explain the various services provide by client. (4)

**OR**

16. (a) Explain the architecture of CORBA. (10)

- (b) Explain the server functionality in detail, for Client/Server computing. (4)

17. (a) Explain Connectivity and Communication Interface Technology in Client/Server application. How does transmission protocol work in Client/Server application? (10)

- (b) Comment on the network service acquisition mechanism for the client/service model. (4)

**OR**

18. (a) In client server architecture, what do you mean by Availability, Reliability, Serviceability and Security? Explain with examples (10)

- (b) How remote systems management security is ensured in a Client/Server application. (4)

19. (a) What is the future of Client/Server computing in the following technologies (i) Electronic Document Management. (ii) Full Text Retrieval. (iii) Geographic Information System. (10)

- (b) Discuss the role of web browser for providing web service in Client/Server environment. (4)

**OR**

20. (a) Explain end-to-end working of Client/Server web model. (10)

- (b) Explain the architecture of Transformational system. (4)

## Teaching Plan

| Sl No                                                            | Contents                                                                          | No. of Lecture Hours (35) |
|------------------------------------------------------------------|-----------------------------------------------------------------------------------|---------------------------|
| <b>Module- 1( Introduction) (7 hours)</b>                        |                                                                                   |                           |
| 1.1                                                              | Driving forces behind Client/ Server                                              | 1 hour                    |
| 1.2                                                              | Client Server development tools                                                   | 1 hour                    |
| 1.3                                                              | Development of client/server systems                                              | 1 hour                    |
| 1.4                                                              | Client/Server security, Organizational Expectations                               | 1 hour                    |
| 1.5                                                              | Improving performance of client/server applications                               | 1 hour                    |
| 1.6                                                              | Single system image, Downsizing and Rightsizing                                   | 1 hour                    |
| 1.7                                                              | Advantages and Applications of client server computing                            | 1 hour                    |
| <b>Module- 2(Client/Server Application Components) (8 hours)</b> |                                                                                   |                           |
| 2.1                                                              | Classification of Client/Server Systems                                           | 1 hour                    |
| 2.2                                                              | Open System Standards                                                             | 1 hour                    |
| 2.3                                                              | Two-Tier Computing                                                                | 1 hour                    |
| 2.4                                                              | Three-Tier Computing, Middleware                                                  | 1 hour                    |
| 2.5                                                              | Principles behind Client/Server Systems                                           | 1 hour                    |
| 2.6                                                              | Client/Server Topologies                                                          | 1 hour                    |
| 2.7                                                              | Existing Client/Server Architecture                                               | 1 hour                    |
| 2.8                                                              | Architecture for Business Information System                                      | 1 hour                    |
| <b>Module- 3(Client/Server Network) (6 hours)</b>                |                                                                                   |                           |
| 3.1                                                              | The client: Services, Request for services, RPC, Windows services, Print services | 1 hour                    |
| 3.2                                                              | Remote boot services, Utility Services & Other Services                           | 1 hour                    |
| 3.3                                                              | Dynamic Data Exchange (DDE), Object Linking and Embedding (OLE)                   | 1 hour                    |
| 3.4                                                              | Common Object Request Broker Architecture (CORBA)                                 | 1 hour                    |

|                                                                       |                                                                                                                    |        |
|-----------------------------------------------------------------------|--------------------------------------------------------------------------------------------------------------------|--------|
| 3.5                                                                   | The server: Detailed server functionality, the network operating system                                            | 1 hour |
| 3.6                                                                   | Available platforms, the server operating system                                                                   | 1 hour |
| <b>Module- 4( Client Server Systems Development) (7 hours)</b>        |                                                                                                                    |        |
| 4.1                                                                   | Services and Support, System administration                                                                        | 1 hour |
| 4.2                                                                   | Availability, Reliability, Scalability, Observability, Agility Serviceability, Software Distribution, Performance  | 1 hour |
| 4.3                                                                   | Network management, Remote Systems Management, RDP,Telnet,SSH                                                      | 1 hour |
| 4.4                                                                   | Security ,LAN and Network Management issues                                                                        | 1 hour |
| 4.4                                                                   | Training, Connectivity, Communication interface technology                                                         | 1 hour |
| 4.5                                                                   | Interposes communication, wide area network technologies                                                           | 1 hour |
| 4.6                                                                   | Network Acquisition, PC-level processing unit, x-terminals, server Hardware                                        | 1 hour |
| <b>Module -5(Client/Server Technology And Web Services) (7 hours)</b> |                                                                                                                    |        |
| 5.1                                                                   | Web Services History , Web Server Technology , Web Server                                                          | 1 hour |
| 5.2                                                                   | Web Server Communication , Role of Java for Client/Server on Web                                                   | 1 hour |
| 5.3                                                                   | Web Services , MicroServices, APIs, API Gateway, Authentication of users/clients                                   | 1 hour |
| 5.4                                                                   | Tokens/Keys for Authentication ,Service Mesh, Message Queues                                                       | 1 hour |
| 5.5                                                                   | SaaS, Web Sockets ,Client/Server Technology and Web Applications                                                   | 1 hour |
| 5.6                                                                   | Balanced Computing and the Server's Changing Role ,Thin client computing , Computing models, Computing Environment | 1 hour |
| 5.7                                                                   | Future of client/ server Computing Enabling Technologies, Transformational system                                  | 1 hour |

| CST436 | PARALLEL COMPUTING | CATEGORY | L | T | P | CREDIT | YEAR OF INTRODUCTION |
|--------|--------------------|----------|---|---|---|--------|----------------------|
|        |                    | PEC      | 2 | 1 | 0 |        |                      |

**Preamble:** This course helps the learners to understand basic and advanced concepts of parallel computing. It covers Principles of Parallel Algorithm Design, Communication operations, Programming Using the Message Passing Paradigm, Programming Shared Address Space Platforms Thread Basics, and GPU Programming. This course enables a learner to design solutions to complex real world problems using parallel computing paradigms including thread parallelism, shared memory program, message passing interfaces, and vector processing.

**Prerequisite:** Knowledge in Computer Organization and Architecture.

**Course Outcomes:** After the completion of the course the students will be able to

|     |                                                                                                                          |
|-----|--------------------------------------------------------------------------------------------------------------------------|
| CO1 | Summarize the key parallel computational models ( <b>Cognitive Knowledge Level : Understand</b> )                        |
| CO2 | Appreciate and apply parallel and distributed algorithms in problem Solving ( <b>Cognitive Knowledge Level : Apply</b> ) |
| CO3 | Appreciate the communication models for parallel algorithm development ( <b>Cognitive Knowledge Level : Understand</b> ) |
| CO4 | Develop parallel algorithms using message passing paradigm ( <b>Cognitive Knowledge Level : Apply</b> )                  |
| CO5 | Formulate parallel algorithms for shared memory architectures. ( <b>Cognitive Knowledge Level : Apply</b> )              |
| CO6 | Demonstrate the fundamental skills of heterogeneous computing with GPUs( <b>Cognitive Knowledge Level : Apply</b> )      |

**Mapping of course outcomes with program outcomes**

|     | PO1 | PO2 | PO3 | PO4 | PO5 | PO6 | PO7 | PO8 | PO9 | PO10 | PO11 | PO12 |
|-----|-----|-----|-----|-----|-----|-----|-----|-----|-----|------|------|------|
| CO1 |     |     |     |     |     |     |     |     |     |      |      |      |
| CO2 |     |     |     |     |     |     |     |     |     |      |      |      |
| CO3 |     |     |     |     |     |     |     |     |     |      |      |      |
| CO4 |     |     |     |     |     |     |     |     |     |      |      |      |

|     |  |  |  |  |  |  |  |  |  |  |  |  |
|-----|--|--|--|--|--|--|--|--|--|--|--|--|
| CO5 |  |  |  |  |  |  |  |  |  |  |  |  |
| CO6 |  |  |  |  |  |  |  |  |  |  |  |  |

| Abstract POs Defined by National Board of Accreditation |                                            |      |                                |
|---------------------------------------------------------|--------------------------------------------|------|--------------------------------|
| PO#                                                     | Broad PO                                   | PO#  | Broad PO                       |
| PO1                                                     | Engineering Knowledge                      | PO7  | Environment and Sustainability |
| PO2                                                     | Problem Analysis                           | PO8  | Ethics                         |
| PO3                                                     | Design/Development of solutions            | PO9  | Individual and teamwork        |
| PO4                                                     | Conduct investigations of complex problems | PO10 | Communication                  |
| PO5                                                     | Modern tool usage                          | PO11 | Project Management and Finance |
| PO6                                                     | The Engineer and Society                   | PO12 | Lifelong learning              |

#### Assessment Pattern

| Blooms Category | Continuous Assessment Tests |                     | End Semester Examination Marks |
|-----------------|-----------------------------|---------------------|--------------------------------|
|                 | Test 1 (Percentage)         | Test 2 (Percentage) |                                |
| Remember        | 30                          | 20                  | 20                             |
| Understand      | 50                          | 40                  | 40                             |
| Apply           | 20                          | 40                  | 40                             |

|          |  |  |  |
|----------|--|--|--|
| Analyze  |  |  |  |
| Evaluate |  |  |  |
| Create   |  |  |  |

**Mark Distribution**

| Total Marks | CIE Marks | ESE Marks | ESE Duration |
|-------------|-----------|-----------|--------------|
| 150         | 50        | 100       | 3 Hours      |

**Continuous Internal Evaluation Pattern:**

|                                  |          |
|----------------------------------|----------|
| Attendance                       | 10 marks |
| Continuous Assessment Tests      | 25 marks |
| Continuous Assessment Assignment | 15 marks |

**Internal Examination Pattern:**

Each of the two internal examinations has to be conducted out of 50 marks. First Internal Examination shall be preferably conducted after completing the first half of the syllabus, and the Second Internal Examination shall be preferably conducted after completing the remaining part of the syllabus. There will be two parts: Part A and Part B. Part A contains 5 questions (preferably, 2 questions each from the completed modules and 1 question from the partly covered module), having 3 marks for each question adding up to 15 marks for part A. Students should answer all questions from Part A. Part B contains 7 questions (preferably, 3 questions each from the completed modules and 1 question from the partly covered module), each with 7 marks. Out of the 7 questions in Part B, a student should answer any 5.

**End Semester Examination Pattern:**

There will be two parts; Part A and Part B. Part A contains 10 questions with 2 questions from each module, having 3 marks for each question. Students should answer all questions. Part B contains 2 questions from each module of which a student should answer anyone. Each question can have a maximum 2 subdivisions and carries 14 marks.



## Syllabus

### Module- 1 (Principles of Parallel Algorithm Design)

Basic Introduction to Parallel Processing platforms. Preliminaries, Decomposition Techniques, Characteristics of Tasks and Interactions, Mapping Techniques for Load Balancing, Methods for Containing Interaction Overheads, Parallel Algorithm Models.

### Module- 2 (Communication Operations)

Basic Communication Operations - One-to-All Broadcast and All-to-One Reduction, All-to-All Broadcast and Reduction, All-Reduce and Prefix-Sum Operations, Scatter and Gather, All-to-All Personalized Communication, Circular Shift, Improving the Speed of Some Communication Operation

### Module-3 (Programming Using the Message Passing Paradigm)

Principles of Message-Passing Programming, The Building Blocks: Send and Receive Operations, MPI: The Message Passing Interface, Overlapping Communication with Computation, Collective Communication and Computation Operations, Groups and Communicators.

### Module 4 (Programming Shared Address Space Platforms Thread Basics)

Thread Basics, Why Threads? The POSIX Thread Application Programme Interface, Synchronization Primitives in POSIX, Controlling Thread and Synchronization Attributes, Thread Cancellation, Composite Synchronization Constructs, OpenMP: a Standard for Directive Based Parallel Programming, Specifying Concurrent Tasks in OpenMP, Synchronization Constructs in OpenMP, Data Handling in OpenMP, OpenMP Library Functions, OpenMP Applications: Parallel algorithm development for Matrix multiplication

### Module 5 (GPU Programming)

Heterogeneous Parallel Computing, Architecture of a Modern GPU, Speeding up Real Applications, Data parallel computing, CUDA C Program Structure, A Vector Addition Kernel, Device Global Memory and Data Transfer, Kernel Functions and Threading, Kernel Launch, CUDA Thread Organization, Mapping Threads to Multidimensional Data, Synchronization and Transparent Scalability, Resource Assignment, Querying Device Properties, Thread Scheduling and Latency Tolerance, Importance of Memory Access Efficiency, Cuda Memory Types, Tiling for Reduced Memory Traffic, Tiled Matrix Multiplication Kernel, Boundary Checks

**Text Books**

1. Ananth Grama, Anshul Gupta, George Karypis, Vipin Kumar, Introduction to Parallel Computing, 2nd Ed, Addison-Wesley, 2003
2. David B. Kirk, Wen-mei W. Hwu, Programming Massively Parallel Processors: A Hands-on Approach, 3rd Ed., Morgan Kaufman, 2016.

**References**

1. Steven Brawer, Introduction to Parallel Computing, Academic Press, (1989)
2. Barbara Chapman, Gabriele Jost, Ruud van der Pas, Using OpenMP: Portable Shared Memory Parallel Programming, MIT Press, 2008.
3. William Gropp, Ewing Lusk, Anthony Skjellum Using MPI: Portable Parallel Programming with the Message-Passing Interface, 3rd Ed, MIT Press, 2014.
4. Thomas Rauber, Gudula Rünger, Parallel Programming for Multicore and Cluster Systems, Springer, 2010

**Sample Course Level Assessment Questions****Course Outcome 1 (CO1):**

1. Differentiate between static and dynamic task mapping
2. Explain partitioning of data with an example

**Course Outcome 2 (CO2):**

1. Explain the handshaking sequence of Blocking Non-Buffered Send/Receive operation with a neat diagram.
2. In the algorithm, assume a decomposition such that each execution of Line 7 is a task. Draw a task-dependency graph and a task-interaction graph.

```
1.procedure FFT_like_pattern(A, n)
```

```
2.begin
```

```
3.m := log2 n;
```

```
4.for j := 0 to m - 1 do
```

```
5.k := 2j;
```

```
6.for i := 0 to n - 1 do
```

```
7.A[i] := A[i] + A[i XOR 2j];
```

```
8.end // for
```

```
9.end // FFT_like_pattern
```

**Course Outcome 3 (CO3):**

1. Write a procedure for performing all-to-all reduction on a mesh
2. Give a hypercube algorithm to compute prefix sums of  $n$  numbers if  $p$  is the number of nodes and  $n/p$  is an integer greater than 1. Assuming that it takes time  $t_{add}$  to add two numbers and time  $t_s$  to send a message of unit length between two directly-connected nodes, give an exact expression for the total time taken by the algorithm.

**Course Outcome 4(CO4):**

1. Show how the two-dimensional matrix-vector multiplication program needs to be changed so that it will work correctly for a matrix of size  $n \times m$  on a  $q \times r$  process grid
2. One of the advantages of non-blocking communication operations is that they allow the transmission of the data to be done concurrently with computations. Discuss the type of restructuring that needs to be performed on a program to allow for the maximal overlap of computation with communication. Is the sending process in a better position to benefit from this overlap than the receiving process

**Course Outcome 5(CO5):**

1. Implement a multi-access threaded queue with multiple threads inserting and multiple threads extracting from the queue. Use mutex-locks to synchronize access to the queue. Document the time for 1000 insertions and 1000 extractions each by 64 insertion threads (producers) and 64 extraction threads (consumers).
2. Implement a producer-consumer framework in OpenMP using sections to create a single producer task and a single consumer task. Ensure appropriate synchronization using locks.

**Course Outcome 6 (CO6):**

1. Consider a hypothetical block with 8 threads executing a section of code before reaching a barrier. The threads require the following amount of time (in microseconds) to execute the sections: 2.0, 2.3, 3.0, 2.8, 2.4, 1.9, 2.6, and 2.9 and to spend the rest of their time waiting for the barrier. What percentage of the total execution time of the thread is spent waiting for the barrier?
2. Write and explain the CUDA program for vector addition.

## Model Question Paper

QP CODE: \_\_\_\_\_

PAGES :3

Reg No: \_\_\_\_\_

Name: \_\_\_\_\_

**APJ ABDUL KALAM TECHNOLOGICAL UNIVERSITY**  
**EIGHTH SEMESTER B.TECH DEGREE EXAMINATION, MONTH & YEAR**

**Course Code: CST436**

**Course Name: PARALLEL COMPUTING**

**Max.Marks:100**

**Duration: 3 Hours**

### **PART A**

**Answer All Questions. Each Question Carries 3 Marks**

1. Explain partitioning of data with an example
2. Which are the characteristics of tasks influencing the selection of mapping scheme?
3. Describe the scatter - gather communication.
4. Explain the Circular Shift operation.
5. Explain the handshaking sequence of Blocking Non-Buffered Send/Receive operation with a neat diagram.
6. Describe the six fundamental routines of MPI.
7. Explain thread cancellation.
8. Explain how concurrent tasks are specified in openMP
9. Explain the architecture of modern GPU with a diagram.
10. Describe how the data transfer between GPU device and the host memories are managed. **(10x3=30)**

### **Part B**

**(Answer any one question from each module. Each question carries 14 Marks)**

11. (a) Describe recursive decomposition with an example.

**(8)**

- (b) Compare various parallel algorithm models (6)

OR

12. (a) Differentiate between static and dynamic task mapping (8)

- (b) In the algorithm, assume a decomposition such that each execution of Line 7 is a task. Draw a task-dependency graph and a task-interaction graph. (6)

```
1. procedure FFT_like_pattern(A, n)
2. begin
3. m := log2 n;
4. for j := 0 to m - 1 do
5. k := 2j;
6. for i := 0 to n - 1 do
7. A[i] := A[i] + A[i XOR 2j];
8. end // for
9. end // FFT_like_pattern
```

13. (a) Illustrate the All-to-All Broadcast and Reduction with an example (8)

- (b) Explain any three techniques to improve the speed of communication operations (6)

OR

14. (a) Explain the One-to-All Broadcast and All-to-One Reduction with an example (8)

- (b) Explain the Ring and Mesh techniques of All-to-All Personalized communication. (6)

15. (a) Explain Collective Communication and Computation Operations in MPI (9)

- (b) Show the impact of finite buffers in message passing. (5)

OR

16. (a) Write algorithm for Collective Communication and Computation Operations (9)

using MPI.

- (b) How is deadlock avoided in *MPI\_Send* and *MPI\_Recv* (5)
- 17. (a) Explain how mutual exclusion for shared variables are accomplished in threads. (6)
- (b) Explain the nesting of parallel directives with a suitable example. (8)

OR

- 18. (a) Explain the compilation operations of an example openMP program along with its *pThread* translations. (4)
- (b) Explain the parallel matrix multiplication using openMP (10)
- 19. (a) Describe the CUDA Kernel functions. (6)
- (b) How is synchronization between CUDA threads achieved? (8)

OR

- 20. (a) Explain the two-level hierarchical organization of CUDA threads. (10)
- (b) Write and explain the CUDA program for vector addition. (4)

Estd.



2014


**TEACHING PLAN**

| No                                                                                        | Contents                                                                                    | No of Lecture Hrs (37) |
|-------------------------------------------------------------------------------------------|---------------------------------------------------------------------------------------------|------------------------|
| <b>Module – 1 (Basic Introduction to Parallel Processing ) (TB-1, Ch. 3) (7 hrs)</b>      |                                                                                             |                        |
| 1.1                                                                                       | Basic Introduction to Parallel Processing platforms. Preliminaries                          | 1                      |
| 1.2                                                                                       | Decomposition Techniques – Recursive, Data                                                  | 1                      |
| 1.3                                                                                       | Decomposition Techniques – Exploratory, Speculative, Hybrid                                 | 1                      |
| 1.4                                                                                       | Characteristics of Tasks and Interactions                                                   | 1                      |
| 1.5                                                                                       | Mapping Techniques for Load Balancing -Static                                               | 1                      |
| 1.6                                                                                       | Mapping Techniques for Load Balancing - Dynamic                                             | 1                      |
| 1.7                                                                                       | Methods for Containing Interaction Overheads, Parallel Algorithm Models.                    | 1                      |
| <b>Module- 2 (Basic Communication Operations ) (TB-1, Ch. 4) (6hrs)</b>                   |                                                                                             |                        |
| 2.1                                                                                       | One-to-All Broadcast and All-to-One Reduction                                               | 1                      |
| 2.2                                                                                       | All-to-All Broadcast and Reduction                                                          | 1                      |
| 2.3                                                                                       | All-Reduce and Prefix-Sum Operations, Scatter Gather                                        | 1                      |
| 2.4                                                                                       | All-to-All Personalized Communication                                                       | 1                      |
| 2.5                                                                                       | Circular Shift                                                                              | 1                      |
| 2.6                                                                                       | Improving the Speed of Some Communication Operation                                         | 1                      |
| <b>Module- 3 ( Programming Using the Message Passing Paradigm) (TB-1, Ch. 6 ) (7 hrs)</b> |                                                                                             |                        |
| 3.1                                                                                       | Principles of Message-Passing Programming, The Building Blocks: Send and Receive Operations | 1                      |
| 3.2                                                                                       | MPI: The Message Passing Interface                                                          | 1                      |
| 3.3                                                                                       | MPI: The Message Passing Interface : Illustration                                           | 1                      |



|                                                                                       |                                                                                               |   |
|---------------------------------------------------------------------------------------|-----------------------------------------------------------------------------------------------|---|
| 3.4                                                                                   | Overlapping Communication with Computation                                                    | 1 |
| 3.5                                                                                   | Overlapping Communication with Computation : Illustration                                     | 1 |
| 3.6                                                                                   | Collective Communication and Computation Operations                                           | 1 |
| 3.7                                                                                   | Collective Communication and Computation Operations : Illustration                            | 1 |
| <b>Module 4 (Programming Shared Address Space Platforms) (TB-1, Ch. 7, 8 ) (8hrs)</b> |                                                                                               |   |
| 4.1                                                                                   | Thread Basics, Why Threads? The POSIX Thread API                                              | 1 |
| 4.2                                                                                   | Synchronization Primitives in POSIX                                                           | 1 |
| 4.3                                                                                   | Controlling Thread and Synchronization Attributes                                             | 1 |
| 4.4                                                                                   | Thread Cancellation, Composite Synchronization Constructs,                                    | 1 |
| 4.5                                                                                   | OpenMP: a Standard for Directive Based Parallel Programming                                   | 1 |
| 4.6                                                                                   | Specifying Concurrent Tasks in OpenMP, Synchronization Constructs in OpenMP                   | 1 |
| 4.7                                                                                   | Data Handling in OpenMP, OpenMP Library Functions                                             | 1 |
| 4.8                                                                                   | OpenMP Applications: Parallel algorithm development for Matrix multiplication                 | 1 |
| <b>Module 5 (GPU Programming) (TB-2, Ch. 1, 2 ) (9 hrs)</b>                           |                                                                                               |   |
| 5.1                                                                                   | Heterogeneous Parallel Computing, Architecture of a Modern GPU, Speeding up Real Applications | 1 |
| 5.2                                                                                   | Data parallel computing – CUDA C Program Structure                                            | 1 |
| 5.3                                                                                   | Vector Addition Kernel, Device Global Memory and Data Transfer                                | 1 |
| 5.4                                                                                   | Kernel Functions and Threading, Kernel Launch                                                 | 1 |

|     |                                                                                                                                       |   |
|-----|---------------------------------------------------------------------------------------------------------------------------------------|---|
| 5.5 | CUDA Thread Organization, Mapping Threads to Multidimensional Data                                                                    | 1 |
| 5.6 | Synchronization and Transparent Scalability, Resource Assignment, Querying Device Properties, Thread Scheduling and Latency Tolerance | 1 |
| 5.7 | Importance of Memory Access Efficiency, Cuda Memory Types                                                                             | 1 |
| 5.8 | Tiling for Reduced Memory Traffic                                                                                                     | 1 |
| 5.9 | Tiled Matrix Multiplication Kernel, Boundary Checks                                                                                   | 1 |



| CST446 | DATA COMPRESSION TECHNIQUES | CATEGORY | L | T | P | CREDIT | YEAR OF INTRODUCTION |
|--------|-----------------------------|----------|---|---|---|--------|----------------------|
|        |                             | PEC      | 2 | 1 | 0 | 3      | 2019                 |

**Preamble:** This course helps the learners to understand compression techniques on text, image, audio and video data. It covers lossy & lossless compression, RLE, JPEG, MPEG and its variants. This course enables the students to develop and implement compression algorithms on different domains.

**Prerequisite:** Knowledge of probability theory, computation on matrices, basic topics in data structures, storage and efficiency

**Course Outcomes:** After the completion of the course the student will be able to

| CO# | CO                                                                                                                                       |
|-----|------------------------------------------------------------------------------------------------------------------------------------------|
| CO1 | Describe the fundamental principles of data compression( <b>Cognitive Knowledge level: Understand</b> )                                  |
| CO2 | Make use of statistical and dictionary based compression techniques for various applications ( <b>Cognitive Knowledge level: Apply</b> ) |
| CO3 | Illustrate various image compression standards. ( <b>Cognitive Knowledge level: Apply</b> )                                              |
| CO4 | Summarize video compression mechanisms to reduce the redundancy in video.( <b>Cognitive Knowledge level: Understand</b> )                |
| CO5 | Use the fundamental properties of digital audio to compress audio data.( <b>Cognitive Knowledge level: Understand</b> )                  |

**Mapping of course outcomes with program outcomes**

|     | PO1 | PO2 | PO3 | PO4 | PO5 | PO6 | PO7 | PO8 | PO9 | PO10 | PO11 | PO12 |
|-----|-----|-----|-----|-----|-----|-----|-----|-----|-----|------|------|------|
| CO1 |     |     |     |     |     |     |     |     |     |      |      |      |
| CO2 |     |     |     |     |     |     |     |     |     |      |      |      |
| CO3 |     |     |     |     |     |     |     |     |     |      |      |      |
| CO4 |     |     |     |     |     |     |     |     |     |      |      |      |
| CO5 |     |     |     |     |     |     |     |     |     |      |      |      |

| Abstract POs defined by National Board of Accreditation |                                            |      |                                |
|---------------------------------------------------------|--------------------------------------------|------|--------------------------------|
| PO#                                                     | Broad PO                                   | PO#  | Broad PO                       |
| PO1                                                     | Engineering Knowledge                      | PO7  | Environment and Sustainability |
| PO2                                                     | Problem Analysis                           | PO8  | Ethics                         |
| PO3                                                     | Design/Development of solutions            | PO9  | Individual and team work       |
| PO4                                                     | Conduct investigations of complex problems | PO10 | Communication                  |
| PO5                                                     | Modern tool usage                          | PO11 | Project Management and Finance |
| PO6                                                     | The Engineer and Society                   | PO12 | Life long learning             |

#### Assessment Pattern

| Bloom's Category | Continuous Assessment Tests |            | End Semester Examination Marks (%) |
|------------------|-----------------------------|------------|------------------------------------|
|                  | Test 1 (%)                  | Test 2 (%) |                                    |
| Remember         | 30                          | 30         | 30                                 |
| Understand       | 40                          | 40         | 40                                 |
| Apply            | 30                          | 30         | 30                                 |
| Analyze          |                             |            |                                    |
| Evaluate         |                             |            |                                    |
| Create           |                             |            |                                    |

#### Mark Distribution

| Total Marks | CIE Marks | ESE Marks | ESE Duration |
|-------------|-----------|-----------|--------------|
| 150         | 50        | 100       | 3            |

#### Continuous Internal Evaluation Pattern:

|                                                            |          |
|------------------------------------------------------------|----------|
| Attendance                                                 | 10 marks |
| Continuous Assessment Tests(Average of Series Tests 1 & 2) | 25 marks |
| Continuous Assessment Assignment                           | 15 marks |

### **Internal Examination Pattern:**

Each of the two internal examinations has to be conducted out of 50 marks. First series test shall be preferably conducted after completing the first half of the syllabus and the second series test shall be preferably conducted after completing remaining part of the syllabus. There will be two parts: Part A and Part B. Part A contains 5 questions (preferably, 2 questions each from the completed modules and 1 question from the partly completed module), having 3 marks for each question adding up to 15 marks for part A. Students should answer all questions from Part A. Part B contains 7 questions (preferably, 3 questions each from the completed modules and 1 question from the partly completed module), each with 7 marks. Out of the 7 questions, a student should answer any 5.

### **End Semester Examination Pattern:**

There will be two parts; Part A and Part B. Part A contains 10 questions with 2 questions from each module, having 3 marks for each question. Students should answer all questions. Part B contains 2 full questions from each module of which student should answer any one. Each question can have maximum 2 sub-divisions and carries 14 marks.

## **Syllabus**

### **Module-1 (Modelling and types of compression)) 1**

Introduction to Compression Techniques- Lossy compression & Lossless compression, Measures of Performance, Modeling and coding. Mathematical modelling for Lossless and lossy compression - Physical models and probability models.

### **Module – 2 (Basic Compression Methods)**

Basic Compression Technique- Run length encoding, RLE Text compression. Statistical Methods- Prefix Codes, Binary Huffman coding, non-binary Huffman Algorithms, Arithmetic Coding.

### **Module - 3 (Text & Image Compression)**

Dictionary based Coding- LZ77, LZ78 and LZW compression. Image Compression- Image standards, JPEG image Compression- Baseline JPEG, JPEG-LS.

### **Module - 4 (Video Compression)**

Video Compression- Analog video, Digital Video, Motion Compensation. MPEG standards- MPEG 1, MPEG 4

### **Module - 5 (Audio Compression)**

Audio Compression- Basics of Digital Audio, Basic Audio Compression Techniques, MPEG Audio Compression-Layer 1 coding, Layer 2 coding and Layer 3 coding.

### Text Book

1. David Solomon, Data compression: the complete reference, 4/e, Springer, January 2007
2. Khalid Sayood, Introduction to data compression, Morgan Kaufmann Publishers, 2003.

### References

- 1) Stephen Welstead, Fractal and wavelet Image Compression techniques, PHI, 1999.
- 2) Sleinreitz, Multimedia System, Addison Wesley.
- 3) Mark Nelson and Jean-loup Gailly, The Data Compression Book, M&T Books.

### Course Level Assessment Questions

#### Course Outcome 1 (CO1):

1. Discuss different types of compression performance metrics
2. Explain mathematical model for lossless compression

#### Course Outcome 2 (CO2):

1. Explain RLE based text compression and identify a example with compression ratio of 2.
2. Given the eight symbols A, B, C, D, E, F, G, and H with probabilities  $\frac{1}{30}$ ,  $\frac{1}{30}$ ,  $\frac{1}{30}$ ,  $\frac{2}{30}$ ,  $\frac{3}{30}$ ,  $\frac{5}{30}$ ,  $\frac{5}{30}$ , and  $\frac{12}{30}$ , draw three different Huffman trees with heights 5 and 6 for these symbols and calculate the average code size for each tree.

#### Course Outcome 3 (CO3):

1. Differentiate the LZ77 and LZ78 performance with the input given as 'sirsideastmaneasilyteasesseasickseals'
2. Explain why the continuous-tone images is required for JPEG and the main steps used in image compression.

#### Course Outcome 4 (CO4):

1. Briefly explain MPEG-4 video compression standard
2. How H.261 video compression is completed.

#### Course Outcome 5 (CO5):

1. Explain critical bands, thresholding and masking related to audio compression
2. Explain the working of -law encoder and decoder with an example

## Model Question Paper

**QP CODE:**

**Reg No:** \_\_\_\_\_

**Name:** \_\_\_\_\_

**PAGES : 2**

**APJ ABDUL KALAM TECHNOLOGICAL UNIVERSITY**

**EIGHTH SEMESTER B.TECH DEGREE EXAMINATION, MONTH & YEAR**

**Course Code: CST446**

**Course Name: Data Compression Techniques**

**Max.Marks:100**

**Duration: 3 Hours**

### **PART A**

**Answer All Questions. Each Question Carries 3 Marks**

1. Specify different quantities used to measure the performance of a data compression technique
2. Explain mathematical model for lossless compression
3. State and prove Kraft-McMillan inequality
4. Compare Huffman and Arithmetic coding
5. Describe LZ77 approach of encoding a string with the help of an example
6. Compare and contrast JPEG and JPEG-LS differences in working.
7. Discuss different components of video
8. Identify the advantage of MPEG-4 over MPEG
9. Explain critical bands, thresholding and masking related to audio compression
10. Explain the working of -law encoder and decoder with an example

**(10x3=30)**



**Part B**

**(Answer any one question from each module. Each question carries 14 Marks)**

11. (a) Explain mathematical model for lossy compression and lossless compression (10)  
(b) Define compression ratio with an example (4)

**OR**

12. (a) Discuss any probability model and identify the shortcoming of the solution. (7)  
(b) Identify the mathematical preliminaries for Lossless Compression (7)
13. (a) With a help of flowchart discuss the RLE text compression for text data given below (10)  
`'ABBBBBBBBCDEEEF'`  
(b) calculate the compression ratio for the example while taking repetitions = 4 (4)

**OR**

14. (a) Illustrate with a example why Huffman coding is preferred than Shannon Fano Algorithm for compression (10)  
(b) How Huffman coding is handling the unpredictability of input data stream (4)
15. (a) Explain in detail the working of LZ78 with example and dictionary Tree (10)  
(b) Illustrate with example, how the compression factor LZW differ from the LZ78 (4)

**OR**

16. (a) How quantization and coding helps in compression and their role in JPEG. (6)  
(b) With the help of the given example illustrate the compression ratio of JPEG and JPEG-LS (8)
17. (a) With the help of equations discuss Composite and Components Video (7)  
(b) Differentiate the major changes in MPEG - 2 and MPEG-4 Video (7)

**OR**

18. (a) Describe in details about functionalities for MPEG-4 (8)  
(b) How Motion Compensation help in video compression (6)
19. (a) How The Human Auditory System limitations can be taken in audio (7)

compressions

- (b) Discuss the complexity of Layer III compared to others in MPEG Audio Coding (7)

**OR**

20. (a) Discuss Format of Compressed Data and encoding in layer I and II (9)
- (b) Differentiate Spectral and Temporal Masking (5)

### TEACHING PLAN

| No                                                             | Contents                                                                                                  | No of Lecture Hrs (36 Hours) |
|----------------------------------------------------------------|-----------------------------------------------------------------------------------------------------------|------------------------------|
| <b>Module – 1 (Modelling and types of compression) (7 hrs)</b> |                                                                                                           |                              |
| 1.1                                                            | Introduction to Compression Techniques- Lossy compression & Lossless compression, Measures of Performance | 2                            |
| 1.2                                                            | Modelling and coding.                                                                                     | 1                            |
| 1.3                                                            | Physical model for lossless compression                                                                   | 1                            |
| 1.4                                                            | Physical model for lossy compression                                                                      | 1                            |
| 1.5                                                            | Probability model for lossless compression                                                                | 1                            |
| 1.6                                                            | Probability model for lossy compression                                                                   | 1                            |
| <b>Module - 2 (Basic Compression Methods) (8 hrs)</b>          |                                                                                                           |                              |
| 2.1                                                            | Run length encoding, RLE Text compression                                                                 | 1                            |
| 2.2                                                            | Statistical methods-Prefix Codes                                                                          | 1                            |
| 2.3                                                            | Binary Huffman coding                                                                                     | 1                            |
| 2.4                                                            | Illustration of Binary Huffman coding                                                                     | 1                            |
| 2.5                                                            | Non-binary Huffman Algorithms                                                                             | 1                            |
| 2.6                                                            | Arithmetic Coding algorithm                                                                               | 1                            |
| 2.7                                                            | Illustration of Arithmetic Coding algorithm                                                               | 2                            |

| Module - 3 (Text & Image Compression) (8 hrs) |                                                              |   |
|-----------------------------------------------|--------------------------------------------------------------|---|
| 3.1                                           | LZ77 compression                                             | 2 |
| 3.2                                           | LZ78 Compression                                             | 1 |
| 3.3                                           | LZW Compression                                              | 1 |
| 3.4                                           | Basics of Image compression and Image standards              | 1 |
| 3.5                                           | Baseline JPEG Image compression                              | 1 |
| 3.6                                           | JPEG-LS Image compression                                    | 1 |
| Module - 4 (Video Compression) (7 hrs)        |                                                              |   |
| 4.1                                           | Basics of Video Compression- Analog video and Digital Video. | 2 |
| 4.2                                           | Motion Compensation                                          | 1 |
| 4.3                                           | MPEG-1 standard and Video Syntax                             | 1 |
| 4.4                                           | MPEG-1 Pel Reconstruction                                    | 1 |
| 4.5                                           | MPEG-4 standard                                              | 1 |
| 4.6                                           | Functionalities for MPEG-4                                   | 1 |
| Module - 5 (Audio Compression) ( 6 hrs)       |                                                              |   |
| 5.1                                           | Basics of Audio Compression, Digital Audio                   | 1 |
| 5.2                                           | Basic Audio Compression Techniques                           | 1 |
| 5.3                                           | MPEG Audio Compression basics- Frequency Domain Coding       | 1 |
| 5.4                                           | Encoding: Layers I and II                                    | 1 |
| 5.5                                           | Encoding: Layer II -Psychoacoustic Models                    | 1 |
| 5.6                                           | Psychoacoustic Models - Encoding: Layer III                  | 1 |

| CST466 | DATA MINING | CATEGORY | L | T | P | CREDIT | YEAR OF INTRODUCTION |
|--------|-------------|----------|---|---|---|--------|----------------------|
|        |             | PEC      | 2 | 1 | 0 | 3      | 2019                 |

**Preamble:** This course helps the learner to understand the concepts of data mining and data warehousing. It covers the key processes of data mining, data preprocessing techniques, fundamentals and advanced concepts of classification, clustering, association rule mining, web mining and text mining. It enables the learners to develop new data mining algorithms and apply the existing algorithms in real-world scenarios.

**Prerequisite:** NIL

**Course Outcomes:** After the completion of the course the student will be able to

| CO# | CO                                                                                                                                                                    |
|-----|-----------------------------------------------------------------------------------------------------------------------------------------------------------------------|
| CO1 | Employ the key process of data mining and data warehousing concepts in application domains. ( <b>Cognitive Knowledge Level: Understand</b> )                          |
| CO2 | Make use of appropriate preprocessing techniques to convert raw data into suitable format for practical data mining tasks ( <b>Cognitive Knowledge Level: Apply</b> ) |
| CO3 | Illustrate the use of classification and clustering algorithms in various application domains ( <b>Cognitive Knowledge Level: Apply</b> )                             |
| CO4 | Comprehend the use of association rule mining techniques. ( <b>Cognitive Knowledge Level: Apply</b> )                                                                 |
| CO5 | Explain advanced data mining concepts and their applications in emerging domains ( <b>Cognitive Knowledge Level: Understand</b> )                                     |

**Mapping of course outcomes with program outcomes**

|     | PO 1 | PO2 | PO3 | PO4 | PO5 | PO6 | PO7 | PO8 | PO9 | PO10 | PO11 | PO12 |
|-----|------|-----|-----|-----|-----|-----|-----|-----|-----|------|------|------|
| CO1 |      |     |     |     |     |     |     |     |     |      |      |      |
| CO2 |      |     |     |     |     |     |     |     |     |      |      |      |
| CO3 |      |     |     |     |     |     |     |     |     |      |      |      |

|     |  |  |  |  |  |  |  |  |  |  |  |  |
|-----|--|--|--|--|--|--|--|--|--|--|--|--|
| CO4 |  |  |  |  |  |  |  |  |  |  |  |  |
| CO5 |  |  |  |  |  |  |  |  |  |  |  |  |

| Abstract POs defined by National Board of Accreditation |                                            |      |                                |
|---------------------------------------------------------|--------------------------------------------|------|--------------------------------|
| PO#                                                     | Broad PO                                   | PO#  | Broad PO                       |
| PO1                                                     | Engineering Knowledge                      | PO7  | Environment and Sustainability |
| PO2                                                     | Problem Analysis                           | PO8  | Ethics                         |
| PO3                                                     | Design/Development of solutions            | PO9  | Individual and team work       |
| PO4                                                     | Conduct investigations of complex problems | PO10 | Communication                  |
| PO5                                                     | Modern tool usage                          | PO11 | Project Management and Finance |
| PO6                                                     | The Engineer and Society                   | PO12 | Lifelong learning              |

### Assessment Pattern

| Bloom's Category | Continuous Assessment Tests |            | End Semester Examination Marks (%) |
|------------------|-----------------------------|------------|------------------------------------|
|                  | Test 1 (%)                  | Test 2 (%) |                                    |
| Remember         | 20                          | 20         | 20                                 |
| Understand       | 30                          | 30         | 30                                 |
| Apply            | 50                          | 50         | 50                                 |
| Analyze          |                             |            |                                    |
| Evaluate         |                             |            |                                    |
| Create           |                             |            |                                    |

### Mark Distribution

| Total Marks | CIE Marks | ESE Marks | ESE Duration |
|-------------|-----------|-----------|--------------|
| 150         | 50        | 100       | 3            |

**Continuous Internal Evaluation Pattern:**

|                                                         |          |
|---------------------------------------------------------|----------|
| Attendance                                              | 10 marks |
| Continuous Assessment Test(Average of Internal Test1&2) | 25 marks |
| Continuous Assessment Assignment                        | 15 marks |

**Internal Examination Pattern**

Each of the two internal examinations has to be conducted out of 50 marks. First series test shall be preferably conducted after completing the first half of the syllabus and the second series test shall be preferably conducted after completing the remaining part of the syllabus. There will be two parts: Part A and Part B. Part A contains 5 questions (preferably, 2 questions each from the completed modules and 1 question from the partly completed module), having 3 marks for each question adding up to 15 marks for part A. Students should answer all questions from Part A. Part B contains 7 questions (preferably, 3 questions each from the completed modules and 1 question from the partly completed module), each with 7 marks. Out of the seven questions, a student should answer any five.

**End Semester Examination Pattern:**

There will be two parts; Part A and Part B. Part A contains 10 questions with 2 questions from each module, having 3 marks for each question. Students should answer all questions. Part B contains 2 full questions from each module of which student should answer any one. Each question can have a maximum 2 subdivisions and carries 14 marks.

**Syllabus****Module – 1 (Introduction to Data Mining and Data Warehousing)**

Data warehouse-Differences between Operational Database Systems and Data Warehouses, Multidimensional data model- Warehouse schema, OLAP Operations, Data Warehouse Architecture, Data Warehousing to Data Mining, Data Mining Concepts and Applications, Knowledge Discovery in Database Vs Data mining, Architecture of typical data mining system, Data Mining Functionalities, Data Mining Issues.

**Module - 2 (Data Preprocessing)**

Data Preprocessing-Need of data preprocessing, Data Cleaning- Missing values, Noisy data, Data Integration and Transformation, Data Reduction-Data cube aggregation, Attribute subset selection, Dimensionality reduction, Numerosity reduction, Discretization and concept hierarchy generation.

**Module - 3 (Advanced classification and Cluster analysis)**

Classification- Introduction, Decision tree construction principle, Splitting indices -Information Gain, Gini index Decision tree construction algorithms-ID3, Decision tree construction with presorting-SLIQ, Classification Accuracy-Precision, Recall.

Introduction to clustering-Clustering Paradigms, Partitioning Algorithm- PAM, Hierarchical Clustering-DBSCAN, Categorical Clustering-ROCK

**Module 4: (Association Rule Analysis)**

Association Rules-Introduction, Methods to discover Association rules, Apriori(Level-wise algorithm), Partition Algorithm, Pincer Search Algorithm, Dynamic Itemset Counting Algorithm, FP-tree Growth Algorithm.

**Module 5 (Advanced Data Mining Techniques)**

Web Mining - Web Content Mining, Web Structure Mining- Page Rank, Clever, Web Usage Mining- Preprocessing, Data structures, Pattern Discovery, Pattern Analysis. Text Mining-Text Data Analysis and information Retrieval, Basic measures for Text retrieval, Text Retrieval methods, Text Indexing Techniques, Query Processing Techniques.

**Text Books**

1. Dunham M H, "Data Mining: Introductory and Advanced Topics", Pearson Education, New Delhi, 2003.
2. Arun K Pujari, "Data Mining Techniques", Universities Press Private Limited, 2008.
3. Jaiwei Han and Micheline Kamber, "Data Mining Concepts and Techniques", Elsevier, 2006

**Reference Books**

1. M Sudeep Elayidom, "Data Mining and Warehousing", 1st Edition, 2015, Cengage Learning India Pvt. Ltd.
2. Mehmed Kantardzic, "Data Mining Concepts, Methods and Algorithms", John Wiley and Sons, USA, 2003.
3. Pang-Ning Tan and Michael Steinbach, "Introduction to Data Mining", Addison Wesley, 2006.



## Course Level Assessment Questions

### Course Outcome 1 (CO1):

- Explain the OLAP operations in a multidimensional model.
  - Compare the techniques used in ROLAP, MOLAP and HOLAP
- Explain the various data mining issues with respect to mining methodology, user interaction and diversity of data types.
- Suppose that a data warehouse consists of the three dimensions time, doctor, and patient, and the two measures count and charge, where charge is the fee that a doctor charges a patient for a visit.
  - Draw star and snowflake schema diagrams for the data warehouse.
  - Starting with the base cuboid [day; doctor; patient], what specific OLAP operations should be performed in order to list the total fee collected by each doctor in 2004?

### Course Outcome 2 (CO2):

- Use the methods below to normalize the following group of data: 100, 200, 300, 400, 550, 600, 680, 850, 1000
  - min-max normalization by setting min = 0 and max = 1
  - z-score normalization
  - Normalization by decimal scaling

Comment on which method you would prefer to use for the given data, giving reasons as to why.

- Identify a suitable dataset from any available resources and apply different preprocessing steps that you have learned. Observe and analyze the output obtained. (Assignment)

### Course Outcome 3 (CO3):

- Illustrate the working of ID3 algorithm with the following example

| MOTOR | WHEELS | DOORS | SIZE   | TYPE       | CLASS      |
|-------|--------|-------|--------|------------|------------|
| NO    | 2      | 0     | small  | cycle      | bicycle    |
| NO    | 3      | 0     | small  | cycle      | tricycle   |
| YES   | 2      | 0     | small  | cycle      | motorcycle |
| YES   | 4      | 2     | small  | automobile | Sports car |
| YES   | 4      | 3     | medium | automobile | minivan    |
| YES   | 4      | 4     | medium | automobile | sedan      |
| YES   | 4      | 4     | large  | automobile | sumo       |

- Illustrate the working of K medoid algorithm for the given dataset.  $A_1=(3,9)$ ,  $A_2=(2,5)$ ,  $A_3=(8,4)$ ,  $A_4=(5,8)$ ,  $A_5=(7,5)$ ,  $A_6=(6,4)$ ,  $A_7=(1,2)$ ,  $A_8=(4,9)$ .

- Take a suitable dataset from available resources and apply all the classification and clustering algorithms that you have studied on original and preprocessed datasets. Analyze the performance variation in terms of different quality metrics. Give a detailed report based on the analysis. (Assignment)

#### Course Outcome 4 (CO4):

- A database has five transactions. Let min sup = 60% and min con f = 80%.

| <i>TID</i> | <i>items_bought</i> |
|------------|---------------------|
| T100       | {M, O, N, K, E, Y}  |
| T200       | {D, O, N, K, E, Y}  |
| T300       | {M, A, K, E}        |
| T400       | {M, U, C, K, Y}     |
| T500       | {C, O, O, K, I, E}  |

- Find all frequent item sets using Apriori and FP-growth, respectively. Compare the efficiency of the two mining processes.
  - List all of the strong association rules (with support  $s$  and confidence  $c$ ) matching the following metarule, where  $X$  is a variable representing customers, and  $item_i$  denotes variables representing items (e.g., “A”, “B”, etc.)  

$$\forall x \in transaction, buys(X, item_1) \wedge buys(X, item_2) \Rightarrow buys(X, item_3) \quad [s, c]$$
- Identify and list some scenarios in which association rule mining can be used, and then use at least two appropriate association rule mining techniques in one of the two scenarios. (Assignment)

#### Course Outcome 5 (CO5):

- Consider an e-mail database that stores a large number of electronic mail (e-mail) messages. It can be viewed as a semi structured database consisting mainly of text data. Discuss the following.
  - How can such an e-mail database be structured so as to facilitate multidimensional search, such as by sender, by receiver, by subject, and by time?
  - What can be mined from such an e-mail database?
  - Suppose you have roughly classified a set of your previous e-mail messages as junk, unimportant, normal, or important. Describe how a data mining system may take this as the training set to automatically classify new e-mail messages or unclassified ones.
- Precision and recall are two essential quality measures of an information retrieval system.
  - Explain why it is the usual practice to trade one measure for the other.
  - Explain why the F-score is a good measure for this purpose.

- (c) Illustrate the methods that may effectively improve the F-score in an information retrieval system.
3. Explain HITS algorithm with an example.

**Model Question Paper**

**QP CODE:**

**Reg No:** \_\_\_\_\_

**Name:** \_\_\_\_\_

**PAGES : 4**

**APJ ABDUL KALAM TECHNOLOGICAL UNIVERSITY**

**EIGHTH SEMESTER B.TECH DEGREE EXAMINATION, MONTH & YEAR**

**Course Code: CST466**

**Course Name: Data Mining**

**Max.Marks:100**

**Duration: 3 Hours**

**PART A**

**Answer All Questions. Each Question Carries 3 Marks**

1. Differentiate between OLTP and OLAP.
2. Compare the techniques of ROLAP, MOLAP and HOLAP
3. Explain Concept hierarchy with an example.
4. Explain heuristic methods of attribute subset selection techniques.
5. Consider a two-class classification problem of predicting whether a photograph contains a man or a woman. Suppose we have a test dataset of 10 records with expected outcomes and a set of predictions from our classification algorithm.

|    | Expected | Predicted |
|----|----------|-----------|
| 1  | man      | woman     |
| 2  | man      | man       |
| 3  | woman    | woman     |
| 4  | man      | man       |
| 5  | woman    | man       |
| 6  | woman    | woman     |
| 7  | woman    | woman     |
| 8  | man      | man       |
| 9  | man      | woman     |
| 10 | woman    | woman     |

Calculate precision, recall of the data.

6. Given two objects represented by the tuples (22,1,42,10) and (20,0, 36,8). Compute the Euclidean and Manhattan distance between the two objects.
7. The pincer search algorithm is a bi-directional search, whereas the level wise algorithm is a unidirectional search. Express your opinion about the statement.
8. Define support, confidence and frequent set in association data mining context.
9. Distinguish between focused crawling and regular crawling.
10. Describe any two-text retrieval indexing techniques. (10x3=30)

### Part B

(Answer any one question from each module. Each question carries 14 Marks)

11. (a) Suppose a data warehouse consists of three measures: customer, account and branch and two measures count (number of customers in the branch) and balance. Draw the schema diagram using snowflake schema and star schema. (7)
- (b) Explain three- tier data warehouse architecture with a neat diagram. (7)

**OR**

- 12 (a) Illustrate different OLAP operations in multidimensional data model (7)
- (b) Describe different issues in data mining (7)
- 13 (a) Suppose that the data for analysis includes the attribute age. The age values for the data tuples are (in increasing order) 13, 15, 16, 16, 19, 20, 20, 21, 22, 22, 25, 25, 25, 25, 30, 33, 33, 35, 35, 35, 35, 36, 40, 45, 46, 52, 70. (8)
- (a) Use min-max normalization to transform the value 35 for age onto

the  
range [0-1].

- (b) Use z-score normalization to transform the value 35 for age, where the standard deviation of age is 12.94 years.
- (c) Use normalization by decimal scaling to transform the value 35 for age.
- (d) Use smoothing by bin means to smooth the above data, using a bin depth of 3. Illustrate your steps. Comment on the effect of this technique for the given data.

- (b) With proper illustration, explain how PCA can be used for dimensionality reduction? Explain (6)

**OR**

- 14 (a) Suppose a group of 12 sales price records has been sorted as follows: 5, 10, 11, 13, 15, 35, 50, 55, 72, 92, 204, 215. Sketch examples of each of the following sampling techniques: SRSWOR, SRSWR, cluster sampling, stratified sampling. Use samples of size 5 and the strata “youth,” “middle-aged,” and “senior.” (8)
- (b) Partition the above data into three bins by each of the following methods: (6)
  - (i) equal-frequency (equi-depth) partitioning
  - (ii) equal-width partitioning
- 15 (a) Explain the concept of a cluster as used in ROCK. Illustrate with examples (9)
- (b) Consider the following dataset for a binary classification problem. (5)

| A | B | Class Label |
|---|---|-------------|
| T | F | +           |
| T | T | +           |
| T | T | +           |
| T | F | -           |
| T | T | +           |
| F | F | -           |
| F | F | -           |
| F | F | -           |
| T | T | -           |
| T | F | -           |

Calculate the gain in Gini index when splitting on A and B respectively. Which attribute would the decision tree induction algorithm choose?

OR

- 16 (a) For a sunburn dataset given below, find the first splitting attribute for the decision tree by using the ID3 algorithm. (10)

| Name  | Hair   | Height  | Weight  | Lotion | Class   |
|-------|--------|---------|---------|--------|---------|
| Sarah | Blonde | Average | Light   | No     | Sunburn |
| Dana  | Blonde | Tall    | Average | Yes    | None    |
| Alex  | Brown  | Tall    | Average | Yes    | None    |
| Annie | Blonde | Short   | Average | No     | Sunburn |
| Emily | Red    | Average | Heavy   | No     | Sunburn |
| Pete  | Brown  | Tall    | Heavy   | No     | None    |
| John  | Brown  | Average | Heavy   | No     | None    |
| Katie | Blonde | Short   | Light   | Yes    | None    |

- (b) Explain the working of SLIQ algorithm. (4)
- 17 (a) Illustrate the working of Pincer Search Algorithm with an example. (7)
- (b) Describe the working of dynamic itemset counting technique? Specify when to move an itemset from dashed structures to solid structures? (7)

OR

- 18 (a) A database has six transactions. Let min\_sup be 60% and min\_conf be 80%. (9)

| TID | items_bought   |
|-----|----------------|
| T1  | I1, I2, I3     |
| T2  | I2, I3, I4     |
| T3  | I4, I5         |
| T4  | I1, I2, I4     |
| T5  | I1, I2, I3, I5 |
| T6  | I1, I2, I3, I4 |

Find frequent itemsets using FP Growth algorithm and generate strong association rules from a three item dataset.

- (b) Write partitioning algorithm for finding large itemset and compare its efficiency with apriori algorithm (5)

- 19 (a) Describe web content mining techniques. (7)
- (b) Write an algorithm to find maximal frequent forward sequences to mine log traversal patterns. Illustrate the working of this algorithm. (7)

OR

- 20 (a) Explain how web structure mining is different from web usage mining and web content mining? Write a CLEVER algorithm for web structure mining. (7)
- (b) Describe different Text retrieval methods. Explain the relationship between text mining and information retrieval and information extraction. (7)


### Teaching Plan

| No                                                                                  | Contents                                                                                                                           | No. of lecture hours (36 Hrs) |
|-------------------------------------------------------------------------------------|------------------------------------------------------------------------------------------------------------------------------------|-------------------------------|
| <b>Module 1(Introduction to Data Mining and Data Warehousing) (Text3) (6 hours)</b> |                                                                                                                                    |                               |
| 1.1                                                                                 | Data warehouse-Differences between Operational Database Systems and Data Warehouses, Multidimensional data model- Warehouse schema | 1                             |
| 1.2                                                                                 | OLAP Operations                                                                                                                    | 1                             |
| 1.3                                                                                 | DataWarehouse Architecture, Data Warehousing to Data Mining                                                                        | 1                             |
| 1.4                                                                                 | Datamining Concepts and Applications, Knowledge Discovery in Database Vs Data mining                                               | 1                             |
| 1.5                                                                                 | Architecture of typical data mining system,Data Mining Functionalities                                                             | 1                             |
| 1.6                                                                                 | Data Mining Functionalities, Data Mining Issues                                                                                    | 1                             |
| <b>Module 2(Data Preprocessing) (6 hours) (Text3)</b>                               |                                                                                                                                    |                               |
| 2.1                                                                                 | Data Preprocessing: Need of Data Preprocessing, Data Cleaning- Missing values, Noisy data.                                         | 1                             |
| 2.2                                                                                 | Data integration                                                                                                                   | 1                             |
| 2.3                                                                                 | Data transformation                                                                                                                | 1                             |
| 2.4                                                                                 | Data Reduction-Data cube aggregation, Attribute subset selection                                                                   | 1                             |
| 2.5                                                                                 | Data Reduction-Dimensionality reduction                                                                                            | 1                             |



|                                                                                     |                                                                                                                    |   |
|-------------------------------------------------------------------------------------|--------------------------------------------------------------------------------------------------------------------|---|
| 2.6                                                                                 | Numerosity reduction, Discretization and concept hierarchy generation                                              | 1 |
| <b>Module 3(Advanced classification and Cluster analysis)(9 hours)(Text2,Text3)</b> |                                                                                                                    |   |
| 3.1                                                                                 | Classification- Introduction, Decision tree construction principle, Splitting indices-Information Gain, Gini index | 1 |
| 3.2                                                                                 | Decision Tree- ID3                                                                                                 | 1 |
| 3.3                                                                                 | Decision Tree- ID3                                                                                                 | 1 |
| 3.4                                                                                 | Decision tree construction with presorting- SLIQ                                                                   | 1 |
| 3.5                                                                                 | Accuracy and error measures, evaluation                                                                            | 1 |
| 3.6                                                                                 | Introduction to clustering, Clustering Paradigms                                                                   | 1 |
| 3.7                                                                                 | Partitioning Algorithm- PAM                                                                                        | 1 |
| 3.8                                                                                 | Hierarchical Clustering-DBSCAN                                                                                     | 1 |
| 3.9                                                                                 | Categorical Clustering-ROCK                                                                                        | 1 |
| <b>Module 4(Association Rule Analysis) (8 hours) (Text2,Text3,Text1)</b>            |                                                                                                                    |   |
| 4.1                                                                                 | Association Rules: Introduction, Methods to discover association rules                                             | 1 |
| 4.2                                                                                 | A priori algorithm (Level-wise algorithm)                                                                          | 1 |
| 4.3                                                                                 | A priori algorithm (Level-wise algorithm)                                                                          | 1 |
| 4.4                                                                                 | Partition Algorithm                                                                                                | 1 |
| 4.5                                                                                 | Pincer Search Algorithm                                                                                            | 1 |
| 4.6                                                                                 | Pincer Search Algorithm                                                                                            | 1 |
| 4.7                                                                                 | Dynamic Itemset Counting Algorithm                                                                                 | 1 |
| 4.8                                                                                 | FP-tree Growth Algorithm                                                                                           | 1 |
| <b>Module 5(Advanced Data Mining Techniques) (7 hours) (Text1, Text3)</b>           |                                                                                                                    |   |
| 5.1                                                                                 | Web Mining - Web Content Mining                                                                                    | 1 |
| 5.2                                                                                 | Web Structure Mining- Page Rank                                                                                    | 1 |
| 5.3                                                                                 | Web Structure Mining –Clever algorithm                                                                             | 1 |
| 5.4                                                                                 | Web Usage Mining- Preprocessing, Data structures                                                                   | 1 |

|     |                                                                                             |   |
|-----|---------------------------------------------------------------------------------------------|---|
| 5.5 | Web Usage Mining -Pattern Discovery, Pattern Analysis                                       | 1 |
| 5.6 | Text Mining-Text Data Analysis and information Retrieval, Basic measures for Text retrieval | 1 |
| 5.7 | Text Retrieval methods, Text Indexing Techniques<br>Query Processing Techniques             | 1 |



| CST476 | MOBILE COMPUTING | CATEGORY | L | T | P | CREDIT | YEAR OF INTRODUCTION |
|--------|------------------|----------|---|---|---|--------|----------------------|
|        |                  | PEC      | 2 | 1 | 0 | 3      | 2019                 |

**Preamble:** The course is designed with the view of preparing the engineering students capable of understanding the communication protocols, various architectures and security features used in mobile computing. This course covers basics of mobile computing, architecture of wireless transmission systems and next generation networks. This course enables the learners to acquire advanced concepts on wireless communication systems and mobile ad-hoc networks.









**Prerequisite:** A sound knowledge of computer networks.

**Course Outcomes:** After the completion of the course the student will be able to

| CO# | Course Outcomes                                                                                                                                                                |
|-----|--------------------------------------------------------------------------------------------------------------------------------------------------------------------------------|
| CO1 | Explain the various mobile computing applications, services, design considerations and architectures ( <b>Cognitive knowledge: Understand</b> )                                |
| CO2 | Describe the various technology trends for next generation cellular wireless networks and use the spreading concept on data transmission ( <b>Cognitive knowledge: Apply</b> ) |
| CO3 | Summarize the architecture of various wireless LAN technologies ( <b>Cognitive knowledge: Understand</b> )                                                                     |
| CO4 | Identify the functionalities of mobile network layer and transport layer ( <b>Cognitive knowledge: Understand</b> )                                                            |
| CO5 | Explain the features of Wireless Application Protocol ( <b>Cognitive knowledge: Understand</b> )                                                                               |
| CO6 | Interpret the security issues in mobile computing and next generation technologies ( <b>Cognitive knowledge: Understand</b> )                                                  |

**Mapping of course outcomes with program outcomes**

|     | PO1 | PO2 | PO3 | PO4 | PO5 | PO6 | PO7 | PO8 | PO9 | PO10 | PO11 | PO12 |
|-----|-----|-----|-----|-----|-----|-----|-----|-----|-----|------|------|------|
| CO1 |     |     |     |     |     |     |     |     |     |      |      |      |
| CO2 |     |     |     |     |     |     |     |     |     |      |      |      |
| CO3 |     |     |     |     |     |     |     |     |     |      |      |      |
| CO4 |     |     |     |     |     |     |     |     |     |      |      |      |

|     |                                                                                   |                                                                                   |                                                                                   |  |  |  |  |  |  |  |                                                                                     |
|-----|-----------------------------------------------------------------------------------|-----------------------------------------------------------------------------------|-----------------------------------------------------------------------------------|--|--|--|--|--|--|--|-------------------------------------------------------------------------------------|
| CO5 |  |  |  |  |  |  |  |  |  |  |  |
| CO6 |  |  |  |  |  |  |  |  |  |  |  |

| Abstract POs defined by National Board of Accreditation |                                            |      |                                |
|---------------------------------------------------------|--------------------------------------------|------|--------------------------------|
| PO#                                                     | Broad PO                                   | PO#  | Broad PO                       |
| PO1                                                     | Engineering Knowledge                      | PO7  | Environment and Sustainability |
| PO2                                                     | Problem Analysis                           | PO8  | Ethics                         |
| PO3                                                     | Design/Development of solutions            | PO9  | Individual and team work       |
| PO4                                                     | Conduct investigations of complex problems | PO10 | Communication                  |
| PO5                                                     | Modern tool usage                          | PO11 | Project Management and Finance |
| PO6                                                     | The Engineer and Society                   | PO12 | Life long learning             |

### Assessment Pattern

| Bloom's Category | Test 1 (%) | Test 2 (%) | End Semester Examination (%) |
|------------------|------------|------------|------------------------------|
| Remember         | 30         | 30         | 30                           |
| Understand       | 50         | 50         | 50                           |
| Apply            | 20         | 20         | 20                           |
| Analyse          |            |            |                              |
| Evaluate         |            |            |                              |
| Create           |            |            |                              |

### Mark Distribution

| Total Marks | CIE Marks | ESE Marks | ESE Duration |
|-------------|-----------|-----------|--------------|
| 150         | 50        | 100       | 3            |

**Continuous Internal Evaluation Pattern:**

Attendance : **10 marks**

Continuous Assessment Test : **25 marks**

Continuous Assessment Assignment : **15 marks**

**Internal Examination Pattern:**

Each of the two internal examinations has to be conducted out of 50 marks. First series test shall be preferably conducted after completing the first half of the syllabus and the second series test shall be preferably conducted after completing remaining part of the syllabus. There will be two parts: Part A and Part B. Part A contains 5 questions (preferably, 2 questions each from the completed modules and 1 question from the partly completed module), having 3 marks for each question adding up to 15 marks for part A. Students should answer all questions from Part A. Part B contains 7 questions (preferably, 3 questions each from the completed modules and 1 question from the partly completed module), each with 7 marks. Out of the 7 questions, a student should answer any 5.

**End Semester Examination Pattern:**

There will be two parts; Part A and Part B. Part A contains 10 questions with 2 questions from each module, having 3 marks for each question. Students should answer all questions. Part B contains 2 questions from each module of which a student should answer any one. Each question can have maximum 2 sub-divisions and carries 14 marks.

**Syllabus****Module - 1 (Mobile Computing Basics)**

Introduction to mobile computing – Functions, Middleware and Gateways, Application and services. Mobile computing architecture – Internet: The Ubiquitous network, Three-tier architecture for Mobile Computing, Design considerations for mobile computing.

**Module – 2 (Wireless Transmission and Communication Systems)**

Spread spectrum – Direct sequence, Frequency hopping. Medium Access Control – Space Division Multiple Access (SDMA), Frequency Division Multiple Access (FDMA), Time Division Multiple Access (TDMA), Code Division Multiple Access (CDMA). Satellite Systems – Basics, Applications, Geostationary Earth Orbit (GEO), Low Earth Orbit (LEO), Medium Earth Orbit (MEO), Routing, Localization, Handover. Telecommunication Systems - Global System for Mobile Communication (GSM)

services, Architecture, Handover, Security.

### **Module – 3 (Wireless LANs)**

Wireless LAN - Advantages, Design goals, Applications, Infrastructure Vs Ad-hoc mode, IEEE 802.11 System Architecture, Protocol Architecture, Physical layer, Medium Access Control layer, HIPERLAN-1, Bluetooth.

### **Module – 4 (Mobile Network and Transport Layer)**

Mobile network layer – Mobile Internet Protocol (IP), Dynamic Host Configuration Protocol (DHCP), Mobile ad-hoc networks – Routing, Dynamic Source Routing (DSR), Destination Sequence Distance Vector (DSDV), Ad-hoc routing protocols. Mobile transport layer – Traditional Transmission Control Protocol (TCP), Improvements in Classical TCP. Wireless Application Protocol (WAP) - Architecture, Wireless Datagram Protocol (WDP), Wireless Transport Layer Security (WTLS), Wireless Transaction Protocol (WTP), Wireless Session Protocol (WSP).

### **Module – 5 (Mobile Security and Next Generation Networks)**

Security issues in mobile computing - Information security, Security techniques and algorithms, Security models. Next generation networks - Orthogonal Frequency Division Multiplexing (OFDM), Wireless Asynchronous Transfer Mode (WATM), Multi Protocol Label Switching (MPLS), 10 pillars of 5G, Security for 5G communication.

#### **Text Books**

1. Asoke K. Talukder, Hasan Ahmad, Roopa R Yavagal, Mobile Computing Technology- Application and Service Creation, 2/e, McGraw Hill Education.
2. Jochen Schiller, Mobile Communications, Pearson Education Asia, 2008.
3. Jonathan Rodriguez, Fundamentals of 5G Mobile Networks, Wiley Publishers, 2015.

#### **Reference Books**

1. Raj Kamal, Mobile Computing, 2/e, Oxford University Press.
2. Andrew S. Tanenbaum, Computer Networks, PHI, 3/e, 2003
3. Theodore S. Rappaport, Wireless Communications Principles and Practice, 2/e, PHI, New Delhi, 2004.
4. Curt M. White, Fundamentals of Networking and Communication 7/e, Cengage learning.

## **Course Level Assessment Questions**

### **Course Outcome 1 (CO1):**

1. Give examples for five mobile computing applications.
2. Identify any three differences between middleware and gateways.

### **Course Outcome 2 (CO2):**

1. There are four stations sending data 1,1,1,0 respectively. Station 3 receives station 1's

- data. Show the encoding, decoding and channel sharing mechanisms using CDMA.
2. Compare the influence of near/far effect and its countermeasures in TDMA and CDMA systems.

**Course Outcome 3 (CO3):**

1. Compare IEEE 802.11 and Bluetooth with respect to their ad-hoc capabilities.
2. Describe with neat sketch the major baseband states of a Bluetooth device.

**Course Outcome 4 (CO4):**

1. With the help of an example, show how routing process is handled by Dynamic Source Routing protocol.
2. Describe the major differences between AODV and the standard Distance Vector Routing algorithm. Why are extensions needed?
3. Simulate routing protocols using NS2.

**Course Outcome 5 (CO5):**

1. How does WAP push operation differ from pull operation?
2. With the help of a neat sketch explain the secure session establishment using WTLS.

**Course Outcome 6 (CO6):**

1. Explain the 3GPP security framework for mobile security.
2. Explain the features of policy-based security model.

**Model Question Paper**

**QP CODE:**

**PAGES: 3**

**Reg No:** \_\_\_\_\_

**Name:** \_\_\_\_\_

**APJ ABDUL KALAM TECHNOLOGICAL UNIVERSITY  
EIGHTH SEMESTER B.TECH DEGREE EXAMINATION, MONTH & YEAR**

**Course Code: CST476**

**Course Name : Mobile Computing**

**Max Marks: 100**

**Duration: 3 Hours**

**PART-A**

**(Answer All Questions. Each question carries 3 marks)**

1. Explain the different types of middleware and gateways in the architecture of mobile computing.
2. Explain the major segments to support mobile computing functions.



3. Compare and contrast the satellite systems – GEO, LEO and MEO.
4. Assume all stations can hear all other stations. One station wants to transmit and senses the carrier idle. Why can a collision still occur after the start of transmission?
5. List any three advantages and disadvantages of wireless LANs.
6. Compare the features of infrastructure and ad-hoc networks.
7. Mention the basic purpose of DHCP. Also list the entities of DHCP.
8. Identify the benefits of location information for routing in ad-hoc networks.
9. List any six pillars of 5G.
10. How does multifactor security model provide security in a mobile network?

(10x3=30)

### Part B

(Answer any one question from each module. Each question carries 14 Marks)

11. (a) Describe the design considerations of three tier architecture of mobile computing. (6)
- (b) Explain any four functions and applications of mobile computing. (8)

OR

12. (a) Explain Internet-Ubiquitous networks mentioning the significance and functions of core, edge and access network. (6)
- (b) With the help of a neat sketch explain the three-tier architecture of mobile computing. (8)
13. (a) Check to see if the following set of chips can belong to an orthogonal system.  
[+1, +1, +1, +1], [+1, -1, -1, +1], [-1, +1, +1, -1], [+1, -1, -1, +1] (6)
- (b) Summarize the routing and localization process in satellite systems. (8)

OR

14. (a) Apply Direct Sequence Spread Spectrum to the data 101 using Barker sequence 10110111000. Show the encoding and decoding steps. (6)
- (b) Describe the system architecture of GSM networks. (8)
15. (a) How is Quality-of-Service provided in Bluetooth? (6)

- (b) Explain the phases in Elimination-yield non-preemptive priority multiple access of HIPERLAN-1. (8)

**OR**

16. (a) Describe the protocol architecture of IEEE 802.11. (6)
- (b) Explain the Medium Access Control management features provided in an IEEE 802.11 station. (8)
17. (a) With the help of an example, show the routing table creation using Destination Sequence Distance Vector Routing protocol in mobile ad-hoc networks. (7)
- (b) Describe the router discovery methods used in mobile IP. (7)

**OR**

18. (a) Compare the features of flat routing and hierarchical routing. (6)
- (b) List the entities of a mobile IP. With the help of an example, explain how packet delivery is done to and from a fixed node. (8)
19. (a) How is orthogonality helpful in Orthogonal Frequency Division Multiplexing? (4)
- (b) Explain the functioning of Multi Protocol Label Switching technology. (10)

**OR**

20. (a) Describe the services of Wireless Asynchronous Transfer Mode. (6)
- (b) Explain the different security models in mobile computing. (8)

### TEACHING PLAN

| No                                                  | Contents                                     | No.of Lecture Hrs (35 hrs) |
|-----------------------------------------------------|----------------------------------------------|----------------------------|
| <b>Module – 1 (Mobile Computing Basics) (6 hrs)</b> |                                              |                            |
| 1.1                                                 | Introduction to mobile computing – Functions | 1                          |
| 1.2                                                 | Middleware and Gateways                      | 1                          |
| 1.3                                                 | Application and services                     | 1                          |
| 1.4                                                 | Internet: The Ubiquitous network             | 1                          |

|                                                                             |                                                                                                                          |   |
|-----------------------------------------------------------------------------|--------------------------------------------------------------------------------------------------------------------------|---|
| 1.5                                                                         | Three-tier architecture for Mobile Computing                                                                             | 1 |
| 1.6                                                                         | Design considerations for mobile computing                                                                               | 1 |
| <b>Module – 2 (Wireless Transmission and Communication Systems) (8 hrs)</b> |                                                                                                                          |   |
| 2.1                                                                         | Direct sequence spread spectrum, Frequency hopping spread spectrum                                                       | 1 |
| 2.2                                                                         | Space Division Multiple Access (SDMA), Frequency Division Multiple Access (FDMA)                                         | 1 |
| 2.3                                                                         | Time Division Multiple Access (TDMA)                                                                                     | 1 |
| 2.4                                                                         | Code Division Multiple Access (CDMA)                                                                                     | 1 |
| 2.5                                                                         | Satellite Systems Basics, Applications, Geostationary Earth Orbit (GEO), Low Earth Orbit (LEO), Medium Earth Orbit (MEO) | 1 |
| 2.6                                                                         | Routing, Localization, Handover                                                                                          | 1 |
| 2.7                                                                         | Global System for Mobile Communication (GSM) services, Architecture                                                      | 1 |
| 2.8                                                                         | Handover, Security                                                                                                       | 1 |
| <b>Module - 3 (Wireless LANs) (7 hrs)</b>                                   |                                                                                                                          |   |
| 3.1                                                                         | Wireless LAN - Advantages, Design goals, Applications, Infrastructure Vs Ad-hoc mode                                     | 1 |
| 3.2                                                                         | IEEE 802.11 System Architecture                                                                                          | 1 |
| 3.3                                                                         | Protocol Architecture                                                                                                    | 1 |
| 3.4                                                                         | Physical layer                                                                                                           | 1 |
| 3.5                                                                         | Medium Access Control layer                                                                                              | 1 |
| 3.6                                                                         | HIPERLAN-1                                                                                                               | 1 |
| 3.7                                                                         | Bluetooth                                                                                                                | 1 |
| <b>Module - 4 (Mobile Network and Transport Layer) (8 hrs)</b>              |                                                                                                                          |   |
| 4.1                                                                         | Mobile Internet Protocol (IP), Dynamic Host Configuration Protocol (DHCP)                                                | 1 |
| 4.2                                                                         | Mobile ad-hoc networks – Routing, Dynamic Source Routing (DSR)                                                           | 1 |

|                                                                          |                                                                                             |   |
|--------------------------------------------------------------------------|---------------------------------------------------------------------------------------------|---|
| 4.3                                                                      | Destination Sequence Distance Vector (DSDV)                                                 | 1 |
| 4.4                                                                      | Ad-hoc routing protocols                                                                    | 1 |
| 4.5                                                                      | Traditional Transmission Control Protocol (TCP), Improvements in Classical TCP              | 1 |
| 4.6                                                                      | Wireless Application Protocol (WAP) – Architecture, Wireless Datagram Protocol (WDP)        | 1 |
| 4.7                                                                      | Wireless Transport Layer Security (WTLS)                                                    | 1 |
| 4.8                                                                      | Wireless Transaction Protocol (WTP), Wireless Session Protocol (WSP)                        | 1 |
| <b>Module - 5 (Mobile Security and Next Generation Networks) (6 hrs)</b> |                                                                                             |   |
| 5.1                                                                      | Information security, Security techniques                                                   | 1 |
| 5.2                                                                      | Security algorithms, Security models                                                        | 1 |
| 5.3                                                                      | Introduction to Next generation networks, Orthogonal Frequency Division Multiplexing (OFDM) | 1 |
| 5.4                                                                      | Wireless Asynchronous Transfer Mode (WATM)                                                  | 1 |
| 5.5                                                                      | Multi Protocol Label Switching (MPLS)                                                       | 1 |
| 5.6                                                                      | 10 pillars of 5G, Security for 5G communication                                             | 1 |

Estd.



2014

APJ ABDUL KALAM  
TECHNOLOGICAL  
UNIVERSITY

---

# **SEMESTER VIII**

---

## **PROGRAM ELECTIVE V**

---



| CST418 | HIGH PERFORMANCE COMPUTING | CATEGORY | L | T | P | CREDIT | YEAR OF INTRODUCTION |
|--------|----------------------------|----------|---|---|---|--------|----------------------|
|        |                            | PEC      | 2 | 1 | 0 | 3      | 2019                 |

**Preamble:** This course helps the learners to understand the different architectural features of high-end processors. This course discusses the Basics of high-end processors Architecture, Instruction-Level Parallelism, Data-Level Parallelism, Thread Level Parallelism, and GPU Architectures. This course enables the students to provide solutions to real-world problems making use of the capabilities of HPC systems.

**Prerequisite:** Basic knowledge in Computer System architecture, Microprocessors, Operating systems, and System software.

**Course Outcomes:** After the completion of the course the student will be able to

|     |                                                                                                                                             |
|-----|---------------------------------------------------------------------------------------------------------------------------------------------|
| CO1 | Describe different types of modern processing environments and parallel computing hardware ( <b>Cognitive Knowledge Level: Understand</b> ) |
| CO2 | Summarize the concepts of Instruction Level Parallelism ( <b>Cognitive Knowledge Level: Understand</b> )                                    |
| CO3 | Appreciate the idea of Data Level Parallelism ( <b>Cognitive Knowledge Level: Apply</b> )                                                   |
| CO4 | Demonstrate the concept of Thread Level Parallelism ( <b>Cognitive Knowledge Level: Apply</b> )                                             |
| CO5 | Describe the basics of GPU architecture. ( <b>Cognitive Knowledge Level: Understand</b> )                                                   |

#### Mapping of course outcomes with program outcomes

|     | PO1 | PO2 | PO3 | PO4 | PO5 | PO6 | PO7 | PO8 | PO9 | PO10 | PO11 | PO12 |
|-----|-----|-----|-----|-----|-----|-----|-----|-----|-----|------|------|------|
| CO1 |     |     |     |     |     |     |     |     |     |      |      |      |
| CO2 |     |     |     |     |     |     |     |     |     |      |      |      |
| CO3 |     |     |     |     |     |     |     |     |     |      |      |      |
| CO4 |     |     |     |     |     |     |     |     |     |      |      |      |
| CO5 |     |     |     |     |     |     |     |     |     |      |      |      |

| Abstract POs defined by National Board of Accreditation |                                            |      |                                |
|---------------------------------------------------------|--------------------------------------------|------|--------------------------------|
| PO#                                                     | Broad PO                                   | PO#  | Broad PO                       |
| PO1                                                     | Engineering Knowledge                      | PO7  | Environment and Sustainability |
| PO2                                                     | Problem Analysis                           | PO8  | Ethics                         |
| PO3                                                     | Design/Development of solutions            | PO9  | Individual and teamwork        |
| PO4                                                     | Conduct investigations of complex problems | PO10 | Communication                  |
| PO5                                                     | Modern tool usage                          | PO11 | Project Management and Finance |
| PO6                                                     | The Engineer and Society                   | PO12 | Life long learning             |

### Assessment Pattern

| Bloom's Category | Continuous Assessment Tests |            | End Semester Examination Marks (%) |
|------------------|-----------------------------|------------|------------------------------------|
|                  | Test 1 (%)                  | Test 2 (%) |                                    |
| Remember         | 20                          | 20         | 20                                 |
| Understand       | 50                          | 50         | 50                                 |
| Apply            | 30                          | 30         | 30                                 |
| Analyze          |                             |            |                                    |
| Evaluate         |                             |            |                                    |
| Create           |                             |            |                                    |

### Mark Distribution

| Total Marks | CIE Marks | ESE Marks. | ESE Duration |
|-------------|-----------|------------|--------------|
| 150         | 50        | 100        | 3            |



**Continuous Internal Evaluation Pattern:**

|                                                               |          |
|---------------------------------------------------------------|----------|
| Attendance                                                    | 10 marks |
| Continuous Assessment Tests (Average of Internal Tests 1 & 2) | 25 marks |
| Continuous Assessment Assignment                              | 15 marks |

**Internal Examination Pattern**

Each of the two internal examinations have to be conducted out of 50 marks. The first series test shall be preferably conducted after completing the first half of the syllabus and the second series test shall be preferably conducted after completing the remaining part of the syllabus. There will be two parts: Part A and Part B. Part A contains 5 questions (preferably, 2 questions each from the completed modules and 1 question from the partly completed module), having 3 marks for each question adding up to 15 marks for part A. Students should answer all questions from Part A. Part B contains 7 questions (preferably, 3 questions each from the completed modules and 1 question from the partly completed module), each with 7 marks. Out of the 7 questions, a student should answer any 5.

**End Semester Examination Pattern:**

There will be two parts; Part A and Part B. Part A contains 10 questions with 2 questions from each module, having 3 marks for each question. Students should answer all questions. Part B contains 2 full questions from each module of which students should answer anyone. Each question can have a maximum of 2 sub-divisions and carries 14 marks.

**Syllabus****Module-1 ( Basics of Architecture )**

Classes of Computers - Classes of Parallelism and Parallel Architectures – Defining Computer Architecture – Dependability – Quantitative Principles of Computer Design – Basics of Memory Hierarchies – Virtual Memory and Virtual Machines – Pipelining

**Module-2 ( Instruction-Level Parallelism)**

Instruction-Level Parallelism: Concepts and Challenges – Basic Compiler Techniques for Exposing ILP – Reducing Branch Costs With Advanced Branch Prediction – Hardware-Based Speculation – Multithreading: Exploiting Thread-Level Parallelism to Improve Uniprocessor Throughput

**Module-3 (Data-Level Parallelism)**

Vector Architecture – SIMD Instruction Set Extensions for Multimedia – Graphics Processing Units – Detecting and Enhancing Loop-Level Parallelism

**Module-4 ( Thread Level Parallelism)**

Multiprocessor Architecture: Issues and Approach – Centralized Shared-Memory Architectures – Performance of Symmetric Shared-Memory Multiprocessors– Distributed Shared-Memory and Directory-Based Coherence – Synchronization: The Basics – Introduction to Memory Consistency

**Module-5 (GPU Architectures)**

The CPU-GPU system as an accelerated computational platform – The GPU and the thread engine – Characteristics of GPU memory spaces – The PCI bus: CPU to GPU data transfer overhead – Multi-GPU platforms – Potential benefits of GPU – accelerated platforms

**Text Books**

1. John L. Hennessy, David A. Patterson Computer Architecture, Sixth Edition A Quantitative Approach, Morgan Kaufman, Fifth Edition, 2012.
2. Robert Robey, Yuliana Zamora, Parallel and High-Performance Computing, Manning Publications, First Edition, 2021.

**Reference Books**

1. Thomas Sterling, Matthew Anderson, and MaciejBrodowicz, High-Performance Computing – Modern Systems and Practices, First Edition, 2017.
2. Charles Severance, Kevin Dowd,High-Performance Computing, O'Reilly Media, Second Edition, 1998.
3. Kai Hwang, Faye Alaye Briggs, Computer Architecture and Parallel Processing, McGraw-Hill, 1984.

**Course Level Assessment Questions****Course Outcome 1 (CO1):**

1. Differentiate different classes of computer-based on features like microprocessor cost, system cost, and system design issues.
2. Explain the different methods by which computer hardware exploits application-level parallelism.
3. Explain in detail the instruction set architecture
4. Describe the encoding scheme specified as part of ISA

**Course Outcome 2 (CO2):**

1. Differentiate data, name, and control dependencies with suitable examples.
2. Explain loop unrolling with suitable coding demonstration
3. Explain in detail about Tournament Predictors.
4. Describe the unique features of very long instruction word processors.

**Course Outcome 3 (CO3):**

1. What are the three things conveyed through a data dependence? Explain the Data Dependencies of the following code:

```

Loop: fld    f0,0(x1)    //f0=array element
      fadd.d  f4,f0,f2    //add scalar in f2
      fsd    f4,0(x1)    //store result
      addi   x1,x1,-8     //decrement pointer 8 bytes
      bne    x1,x2,Loop  //branch x1≠x2

```

2. Assume a single-issue pipeline. Unroll the loop as many times as necessary to schedule it without any stalls, collapsing the loop overhead instructions. How many times must the loop be unrolled? Show the instruction schedule. What is the execution time per element of the result?
3. Explain the SIMD Instruction Set Extensions for Multimedia.

**Course Outcome 4 (CO4):**

1. With the help of a neat diagram illustrate a single-chip multicore with a distributed cache.
2. Demonstrate the Implementation of cache coherence in a distributed-memory multiprocessor by adding a directory to each node with a suitable diagram.
3. Consider the following code segments running on two processors P1 and P2. Assume A, and B, are initially 0. Explain how an optimizing compiler might make it impossible for B to be ever set to 2 in a sequentially consistent execution model.

| P1:             | P2:             |
|-----------------|-----------------|
| A=1;            | B=1;            |
| A=2;            | While (A <> 1); |
| While (B == 0); | B= 2;           |

**Course Outcome 5 (CO5):**

1. Explain the benefits of potential GPU.
2. Illustrate GPU system as an accelerated computational platform.
3. Discuss CPU to GPU data transfer overhead.

## Model Question Paper

**QP CODE:**

**Reg No:** \_\_\_\_\_

**Name:** \_\_\_\_\_

**PAGES : 4**

**APJ ABDUL KALAM TECHNOLOGICAL UNIVERSITY**

**EIGHTH SEMESTER B.TECH DEGREE EXAMINATION, MONTH & YEAR**

**Course Code: CST418**

**Course Name: High Performance Computing**

**Max. Marks : 100**

**Duration: 3 Hours**

### **PART A**

**Answer All Questions. Each Question Carries 3 Marks**

1. Differentiate between Data level parallelism and Task level parallelism
2. Explain the principle of locality
3. Define Instruction Level Parallelism with an example.
4. Devise the importance of loop unrolling with an example.
5. What is the equation of CPI (cycles per instruction) for a pipelined processor? How can we set the ideal pipeline CPI?
6. Explain the two types of name dependencies between an instruction  $i$  that precedes instruction  $j$  in program order.
7. Differentiate between module reliability and module availability measures with suitable examples.
8. Why SMP architectures are called UMA multiprocessors and DSM multiprocessors as NUMA processors.

9. Explain the need for GPU.
10. List the characteristics of GPU memory spaces.

**3x10=30****Part B****(Answer any one question from each module. Each question carries 14 Marks)**

11. (a) Describe the quantitative principle of computer design with Amdahl's law. (8)
- (b) Discuss in detail the importance of considering processor performance for the design of an efficient computer system. (6)

**OR**

12. (a) Illustrate how processes are protected with the help of virtual memory. (7)
- (b) Discuss the role played by virtual machines in providing protection for processes. (7)
13. (a) Explain in detail data dependence and hazards. (8)
- (b) With neat sketches explain how data-level parallelism is achieved in vector, and SIMD architectures. (6)

**OR**

14. (a) Describe the unique features of very long instruction word processors. (8)
- (b) Consider a three-way superscalar machine renaming these three instructions concurrently: (6)

```
addi x1, x1, x1
addi x1, x1, x1
addi x1, x1, x1
```

If the value of x1 starts at 5, then what will be its value when after this sequence is executed?

15. (a) The following loop has multiple types of dependences. Find all the true dependences, output dependencies, and anti-dependencies, and eliminate the output dependencies and anti-dependencies by renaming. (8)

```
for (i=0; i<100; i=i+1) {
    Y[i] = X[i] / c; /* S1 */
    X[i] = X[i] + c; /* S2 */
    Z[i] = Y[i] + c; /* S3 */
    Y[i] = c - Y[i]; /* S4 */
}
```

- (b) Describe the limitations of Symmetric Shared-Memory Multiprocessors and Snooping Protocols (6)

**OR**

16. (a) Demonstrate the different types of hardware approaches required for the working of multithreading. (8)

- (b) Consider the following loop: (6)

```
for (i=0; i<100; i++) {
    A[i] = A[i] + B[i]; /* S1 */
    B[i+1] = C[i] + D[i]; /* S2 */
}
```

Are there exist dependencies between S1 and S2? Determine whether the above loop is parallel? If not, show how to make it parallel.

17. (a) Consider an 8-processor multicore where each processor has its own L1 and L2 caches. Here snooping is performed on a shared bus among the L2 caches. Assume that the average L2 request is 15 cycles for a coherence miss or other miss and a clock rate of 3.0 GHz, a CPI of 0.7, and a load/store frequency of 40%. If the goal set is that no more than 50% of the L2 bandwidth is consumed by coherence traffic, then what is the maximum coherence miss rate per processor? (8)

- (b) Explain the basic structure of a centralized shared-memory multiprocessor (6)

based on a multicore chip.

**OR**

18. (a) Suppose an application running on a 100-processor multiprocessor use 1, 50, or 100 processors. If for 95% of the time all 100 processors are used, illustrate how the remaining 5% of the execution time employs 50 processors for a speedup of 80? (6)
- (b) With a neat diagram, demonstrate invalidate cache coherence protocol for a private write-back cache, showing the states and state transitions for each block in the cache. (8)
19. (a) Explain the multi-GPU platform. (8)
- (b) Explain some of the benefits of GPU. (6)
- OR**
20. (a) Discuss in detail the characteristics of GPU memory spaces. (8)
- (b) Explain about GPU thread engine. (6)

**Teaching Plan**

| No                                                 | Contents                                          | No. of Lecture Hours (36 hrs) |
|----------------------------------------------------|---------------------------------------------------|-------------------------------|
| <b>Module 1 - Basics of Architecture (7 hours)</b> |                                                   |                               |
| 1.1                                                | Classes of Computers                              | 1 hour                        |
| 1.2                                                | Classes of Parallelism and Parallel Architectures | 1 hour                        |
| 1.3                                                | Dependability                                     | 1 hour                        |
| 1.4                                                | Quantitative Principles of Computer Design.       | 1 hour                        |



|                                                              |                                                                                     |        |
|--------------------------------------------------------------|-------------------------------------------------------------------------------------|--------|
| 1.5                                                          | Basics of Memory Hierarchies                                                        | 1 hour |
| 1.6                                                          | Virtual Memory and Virtual Machines                                                 | 1 hour |
| 1.7                                                          | Pipelining                                                                          | 1 hour |
| <b>Module -2 (Introduction to Syntax Analysis) (7 hours)</b> |                                                                                     |        |
| 2.1                                                          | Instruction-Level Parallelism: Concepts and Challenges                              | 1 hour |
| 2.2                                                          | Basic Compiler Techniques for Exposing ILP                                          | 1 hour |
| 2.3                                                          | Reducing Branch Costs With Advanced Branch Prediction                               | 1 hour |
| 2.4                                                          | Hardware-Based Speculation                                                          | 1 hour |
| 2.5                                                          | Multithreading                                                                      | 1 hour |
| 2.6                                                          | Exploiting Thread-Level Parallelism to Improve Uniprocessor Throughput – Lecture 1. | 1 hour |
| 2.7                                                          | Exploiting Thread-Level Parallelism to Improve Uniprocessor Throughput – Lecture 2. | 1 hour |
| <b>Module- 3 - Data-Level Parallelism (7 hours)</b>          |                                                                                     |        |
| 3.1                                                          | Vector Architecture -Lecture 1                                                      | 1 hour |
| 3.2                                                          | Vector Architecture -Lecture 2                                                      | 1 hour |
| 3.3                                                          | SIMD Instruction Set Extensions for Multimedia – Lecture 1                          | 1 hour |
| 3.4                                                          | SIMD Instruction Set Extensions for Multimedia – Lecture 2                          | 1 hour |
| 3.5                                                          | Graphics Processing Units                                                           | 1 hour |
| 3.6                                                          | Detecting and Enhancing Loop-Level Parallelism – Lecture 1                          | 1 hour |
| 3.7                                                          | Detecting and Enhancing Loop-Level Parallelism – Lecture 2                          | 1 hour |
| <b>Module 4– Thread Level Parallelism (8 hours)</b>          |                                                                                     |        |
| 4.1                                                          | Multiprocessor Architecture: Issues and Approach                                    | 1 hour |
| 4.2                                                          | Centralized Shared-Memory Architectures – Lecture 1                                 | 1hour  |
| 4.3                                                          | Centralized Shared-Memory Architectures – Lecture 2                                 | 1hour  |
| 4.4                                                          | Performance of Symmetric Shared-Memory Multiprocessors                              | 1hour  |
| 4.5                                                          | Distributed Shared-Memory                                                           | 1hour  |
| 4.6                                                          | Directory-Based Coherence                                                           | 1hour  |
| 4.7                                                          | Synchronization                                                                     | 1hour  |

|                                               |                                                             |        |
|-----------------------------------------------|-------------------------------------------------------------|--------|
| 4.8                                           | Introduction to Memory Consistency                          | 1hour  |
| <b>Module 5 – GPU Architectures (7 hours)</b> |                                                             |        |
| 5.1                                           | The CPU-GPU system as an accelerated computational platform | 1 hour |
| 5.2                                           | The GPU and the thread engine – Lecture 1                   | 1 hour |
| 5.3                                           | The GPU and the thread engine – Lecture 2                   | 1 hour |
| 5.4                                           | Characteristics of GPU memory spaces                        | 1hour  |
| 5.5                                           | PCI bus: CPU to GPU data transfer overhead                  | 1hour  |
| 5.6                                           | Multi-GPU platforms                                         | 1hour  |
| 5.7                                           | Potential benefits of GPU-accelerated platforms             | 1hour  |



| CST428 | BLOCKCHAIN TECHNOLOGIES | CATEGORY | L | T | P | CREDIT | YEAR OF INTRODUCTION |
|--------|-------------------------|----------|---|---|---|--------|----------------------|
|        |                         | PEC      | 2 | 1 | 0 | 3      | 2019                 |

**Preamble:** The purpose of this course is to create awareness and understanding among students on the foundation of blockchain technology. The course introduces the cryptographic principles behind blockchain and helps the students understand concepts like consensus, crypto-currency, smart contracts, use cases etc. The course enables students to develop simple decentralized applications using blockchain networks such as Ethereum.

**Prerequisite:** Basic knowledge in data structures and operating systems.

**Course Outcomes:** After the completion of the course the student will be able to

|     |                                                                                                                |
|-----|----------------------------------------------------------------------------------------------------------------|
| CO1 | Illustrate the cryptographic building blocks of blockchain technology. (Cognitive Knowledge Level: Understand) |
| CO2 | Explain the fundamental concepts of blockchain technology. (Cognitive Knowledge Level: Understand)             |
| CO3 | Summarize the classification of consensus algorithms. (Cognitive Knowledge Level: Understand)                  |
| CO4 | Explain the concepts of first decentralized cryptocurrency bitcoin. (Cognitive Knowledge Level: Understand)    |
| CO5 | Explain the use of smart contracts and its use cases. (Cognitive Knowledge Level: Understand)                  |
| CO6 | Develop simple applications using Solidity language on Ethereum platform. (Cognitive Knowledge Level: Apply)   |

**Mapping of course outcomes with program outcomes**

|     | PO1 | PO2 | PO3 | PO4 | PO5 | PO6 | PO7 | PO8 | PO9 | PO10 | PO11 | PO12 |
|-----|-----|-----|-----|-----|-----|-----|-----|-----|-----|------|------|------|
| CO1 |     |     |     |     |     |     |     |     |     |      |      |      |
| CO2 |     |     |     |     |     |     |     |     |     |      |      |      |

|     |  |  |  |  |  |  |  |  |  |  |  |  |
|-----|--|--|--|--|--|--|--|--|--|--|--|--|
| C03 |  |  |  |  |  |  |  |  |  |  |  |  |
| C04 |  |  |  |  |  |  |  |  |  |  |  |  |
| C05 |  |  |  |  |  |  |  |  |  |  |  |  |
| C06 |  |  |  |  |  |  |  |  |  |  |  |  |

| Abstract POs defined by National Board of Accreditation |                                            |      |                                |
|---------------------------------------------------------|--------------------------------------------|------|--------------------------------|
| PO#                                                     | Broad PO                                   | PO#  | Broad PO                       |
| PO1                                                     | Engineering Knowledge                      | PO7  | Environment and Sustainability |
| PO2                                                     | Problem Analysis                           | PO8  | Ethics                         |
| PO3                                                     | Design/Development of solutions            | PO9  | Individual and team work       |
| PO4                                                     | Conduct investigations of complex problems | PO10 | Communication                  |
| PO5                                                     | Modern tool usage                          | PO11 | Project Management and Finance |
| PO6                                                     | The Engineer and Society                   | PO12 | Life long learning             |

### Assessment Pattern

| Bloom's Category | Continuous Assessment Tests |            | End Semester Examination Marks (%) |
|------------------|-----------------------------|------------|------------------------------------|
|                  | Test 1 (%)                  | Test 2 (%) |                                    |
| Remember         | 30                          | 30         | 30                                 |
| Understand       | 50                          | 50         | 50                                 |
| Apply            | 20                          | 20         | 20                                 |
| Analyze          |                             |            |                                    |
| Evaluate         |                             |            |                                    |
| Create           |                             |            |                                    |

**Mark Distribution**

| Total Marks | CIE Marks | ESE Marks | ESE Duration |
|-------------|-----------|-----------|--------------|
| 150         | 50        | 100       | 3            |

**Continuous Internal Evaluation Pattern:**

|                                                              |          |
|--------------------------------------------------------------|----------|
| Attendance                                                   | 10 marks |
| Continuous Assessment Tests(Average of Internal Tests 1 & 2) | 25 marks |
| Continuous Assessment Assignment                             | 15 marks |

**Internal Examination Pattern**

Each of the two internal examinations has to be conducted out of 50 marks. First series test shall be preferably conducted after completing the first half of the syllabus and the second series test shall be preferably conducted after completing remaining part of the syllabus. There will be two parts: Part A and Part B. Part A contains 5 questions (preferably, 2 questions each from the completed modules and 1 question from the partly completed module), having 3 marks for each question adding up to 15 marks for part A. Students should answer all questions from Part A. Part B contains 7 questions (preferably, 3 questions each from the completed modules and 1 question from the partly completed module), each with 7 marks. Out of the 7 questions, a student should answer any 5.

**End Semester Examination Pattern:**

There will be two parts; Part A and Part B. Part A contains 10 questions with 2 questions from each module, having 3 marks for each question. Students should answer all questions. Part B contains 2 full questions from each module of which student should answer any one. Each question can have maximum 2 sub-divisions and carries 14 marks.

**Syllabus****Module – 1 (Fundamentals of Cryptography)**

Introduction to Cryptography, Symmetric cryptography – AES. Asymmetric cryptography – RSA. Elliptic curve cryptography, Digital signatures – RSA digital signature algorithms. Secure Hash Algorithms – SHA-256. Applications of cryptographic hash functions – Merkle trees, Distributed hash tables.

**Module – 2 (Fundamentals of Blockchain Technology)**

Blockchain – Definition, architecture, elements of blockchain, benefits and limitations, types of blockchain. Consensus – definition, types, consensus in blockchain.

Decentralization – Decentralization using blockchain, Methods of decentralization, Routes to decentralization, Blockchain and full ecosystem decentralization.

### **Module - 3 (Consensus Algorithms and Bitcoin)**

Consensus Algorithms, Crash fault-tolerance (CFT) algorithms – Paxos, Raft. Byzantine fault-tolerance (BFT) algorithms – Practical Byzantine Fault Tolerance (PBFT), Proof of work (PoW), Proof of stake (PoS), Types of PoS.

Bitcoin – Definition, Cryptographic keys – Private keys, public keys, addresses. Transactions – Lifecycle, coinbase transactions, transaction validation. Blockchain – The genesis block.

Mining – Tasks of miners, mining algorithm, hash rate. Wallets – Types of wallets.

### **Module - 4 (Smart Contracts and Use cases)**

Smart Contracts – Definition, Smart contract templates, Oracles, Types of oracles, Deploying smart contracts. Decentralization terminology – Decentralized applications, Decentralized Autonomous Organizations.

Use cases of Blockchain technology – Government, Health care, Finance, Supply chain management.

Blockchain and allied technologies – Blockchain and Cloud Computing, Blockchain and Artificial Intelligence.

### **Module - 5 (Ethereum and Solidity)**

Ethereum – The Ethereum network. Components of the Ethereum ecosystem – Keys and addresses, Accounts, Transactions and messages. The Ethereum Virtual Machine, Blocks and blockchain.

The Solidity language – The layout of a Solidity source code, Structure of a smart contract, variables, data types, control structures, events, inheritance, libraries, functions, error handling.

Smart contracts Case study: Voting, Auction.

### **Text Book**

1. Imran Bashir, Mastering Blockchain: A deep dive into distributed ledgers, consensus protocols, smart contracts, DApps, cryptocurrencies, Ethereum, and more, Packt Publishing, Third edition, 2020.

### **References**

2. Ritesh Modi, Solidity Programming Essentials: A beginner's guide to build smart contracts for Ethereum and blockchain, Packt Publishing, First edition, 2018.
3. Kumar Saurabh, Ashutosh Saxena, Blockchain Technology: Concepts and Applications, First Edition, Wiley Publications, First edition, 2020.
4. Chandramouli Subramanian, Asha A George, et al, Blockchain Technology, Universities Press (India) Pvt. Ltd, First edition, August 2020.

5. Lorne Lantz, Daniel Cawrey, Mastering Blockchain: Unlocking the Power of Cryptocurrencies, Smart Contracts, and Decentralized Applications, O'Reilly Media, First edition, 2020.
6. Andreas M. Antonopoulos, Gavin Wood, Mastering Ethereum: Building Smart Contracts and DApps, O'Reilly Media, First edition, 2018.

### **Course Level Assessment Questions**

#### **Course Outcome 1 (CO1):**

1. Distinguish between Symmetric cryptography and asymmetric cryptography.
2. Explain the working of AES algorithm.

#### **Course Outcome 2 (CO2):**

1. Categorize consensus mechanism used in blockchain.
2. Define Blockchain. Explain how decentralization of computing or processing power is achieved by a blockchain.

#### **Course Outcome 3 (CO3):**

1. Explain how Proof of Stake can achieve consensus among peers.
2. Explain the working of Raft protocol.

#### **Course Outcome 4 (CO4):**

1. Describe the use of genesis block.
2. Explain the mining algorithm used in bitcoin.

#### **Course Outcome 5 (CO5):**

1. Illustrate how blockchain technology can be used in supply chain management.
2. What are oracles in a blockchain ecosystem? Explain the generic data flow from a smart contract to an oracle.

#### **Course Outcome 6 (CO6):**

1. Develop a smart contract for voting process. In this application, delegated voting is allowed and the counting is automatic and completely transparent at the same time.
2. Develop a smart contract for auction process. The contract should be a blind auction where it is not possible to see the actual bid until the bidding period ends.



## Model Question Paper

**QP CODE:**

**Reg No:** \_\_\_\_\_

**Name:** \_\_\_\_\_

**PAGES : 2**

**APJ ABDUL KALAM TECHNOLOGICAL UNIVERSITY**

**EIGHTH SEMESTER B.TECH DEGREE EXAMINATION, MONTH & YEAR**

**Course Code: CST428**

**Course Name: BLOCK CHAIN TECHNOLOGIES**

**Max. Marks : 100**

**Duration: 3 Hours**

### **PART A**

**Answer All Questions. Each Question Carries 3 Marks**

1. Discuss the role of secure hash functions in blockchain.
2. List out the properties of digital signatures.
3. Illustrate the blockchain based decentralized system.
4. Explain how Proof of Stake can achieve consensus among peers.
5. If your blockchain network has 5 Byzantine nodes, what is the minimum number of nodes that are required to ensure Byzantine fault tolerance using PBFT protocol?
6. How are transactions verified in a Bitcoin network?
7. Explain how smart contracts can be used for enforcing agreements between parties in the form of business logic.
8. Explain the concept of blockchain-based digital identity cards.
9. Explain error handling in Solidity language.

10. With the help of a figure show the relationship between the transaction, transaction trie, and block header in Ethereum. (10x3=30)

**Part B**

**(Answer any one question from each module. Each question carries 14 Marks)**

11. (a) Explain the design of SHA-256 and its compression function using a diagram. (9)

- (b) Explain how hash functions are used to build Merkle trees in blockchain. (5)

**OR**

12. (a) Explain public and private keys. Perform encryption and decryption using RSA for  $p=3$ ,  $q=11$ ,  $e=7$  and  $M=5$ . (7)

- (b) Explain elliptic curve digital signature algorithm. (7)

13. (a) Illustrate and explain how blockchain works using a neat diagram. (7)

- (b) Explain the benefits, features and limitations of blockchain. (7)

**OR**

14. (a) Explain consensus mechanisms used in blockchain. List out any six consensus algorithms used in the context of blockchain. (7)

- (b) Define blockchain. Explain how decentralization of computing or processing power is achieved by a blockchain. (7)

15. (a) Explain and illustrate how Paxos protocol can be used to achieve consensus. (7)

- (b) Show how Practical Byzantine Fault Tolerance can achieve consensus in the presence of Byzantine faults. (7)

**OR**

16. (a) Describe the various fields that make up a transaction in Bitcoin. (7)

- (b) What is the role of a Bitcoin miner? Explain the mining algorithm used in (7)

Bitcoin with the help of a flowchart.

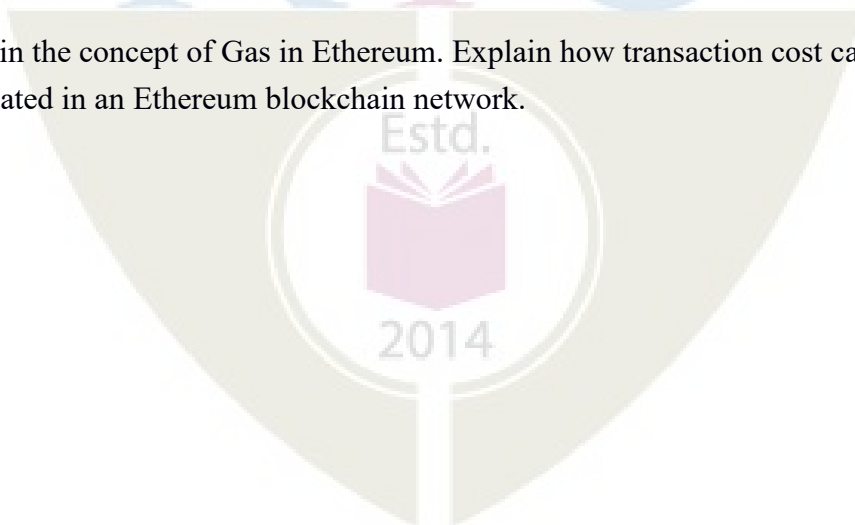
17. (a) Illustrate how blockchain technology can be implemented in finance sector. (7)
- (b) Discuss oracles in a blockchain ecosystem. Explain the generic data flow from a smart contract to an oracle. (7)

**OR**

18. (a) Explain the design process of decentralized applications with diagrams. (7)
- (b) Explain the use of blockchain technology in supply chain management. (7)
19. (a) Using Solidity language, create a simple bank contract that allows a user to deposit, withdraw and view balance. (7)
- (b) Define block difficulty. Explain how block difficulty is adjusted in Ethereum blockchain network. (7)

**OR**

20. (a) Using Solidity language, create a simple voting smart contract where a chairperson will give the right to vote to each address individually. (7)
- (b) Explain the concept of Gas in Ethereum. Explain how transaction cost can be calculated in an Ethereum blockchain network. (7)



## Teaching Plan

| No                                                                | Contents                                                                                                       | No. of Lecture Hours<br>(35 hours) |
|-------------------------------------------------------------------|----------------------------------------------------------------------------------------------------------------|------------------------------------|
| <b>Module-1 (Fundamentals of Cryptography) (7 hours)</b>          |                                                                                                                |                                    |
| 1.1                                                               | Introduction to cryptography                                                                                   | 1 hour                             |
| 1.2                                                               | Symmetric cryptography, AES                                                                                    | 1 hour                             |
| 1.3                                                               | Asymmetric cryptography, RSA                                                                                   | 1 hour                             |
| 1.4                                                               | Elliptic curve cryptography                                                                                    | 1 hour                             |
| 1.5                                                               | Digital signatures – RSA digital signature algorithm                                                           | 1 hour                             |
| 1.6                                                               | Secure Hash Algorithms – SHA-256                                                                               | 1 hour                             |
| 1.7                                                               | Applications of cryptographic hash functions – Merkle trees, Distributed hash tables                           | 1 hour                             |
| <b>Module-2 (Fundamentals of Blockchain Technology) (6 hours)</b> |                                                                                                                |                                    |
| 2.1                                                               | Blockchain – definition and architecture                                                                       | 1 hour                             |
| 2.2                                                               | Elements of blockchain.                                                                                        | 1 hour                             |
| 2.3                                                               | Blockchain – benefits and limitations, types.                                                                  | 1 hour                             |
| 2.4                                                               | Consensus – definition, types, consensus in blockchain                                                         | 1 hour                             |
| 2.5                                                               | Decentralization using blockchain, Methods of decentralization                                                 | 1 hour                             |
| 2.6                                                               | Routes to decentralization, Blockchain and full ecosystem decentralization                                     | 1 hour                             |
| <b>Module-3 (Consensus Algorithms and Bitcoin) (7 hours)</b>      |                                                                                                                |                                    |
| 3.1                                                               | Consensus Algorithms – Crash fault-tolerance (CFT) algorithms – Paxos, Raft (working is expected).             | 1 hour                             |
| 3.2                                                               | Byzantine fault-tolerance (BFT) algorithms – Practical Byzantine Fault Tolerance (PBFT) (working is expected). | 1 hour                             |
| 3.3                                                               | Proof of work (PoW), Proof of stake (PoS), Types of PoS                                                        | 1 hour                             |
| 3.4                                                               | Bitcoin – Definition, Cryptographic keys – Private keys, public keys, addresses.                               | 1 hour                             |
| 3.5                                                               | Transactions – Lifecycle, coinbase transactions, transaction validation                                        | 1 hour                             |

|                                                           |                                                                                                                    |        |
|-----------------------------------------------------------|--------------------------------------------------------------------------------------------------------------------|--------|
| 3.6                                                       | Blockchain – The genesis block. Mining – Tasks of miners                                                           | 1 hour |
| 3.7                                                       | Mining – mining algorithm, hash rate. Wallets – Types of wallets.                                                  | 1 hour |
| <b>Module-4 (Smart Contracts and Use cases) (6 hours)</b> |                                                                                                                    |        |
| 4.1                                                       | Smart Contracts – Definition, Smart contract templates                                                             | 1 hour |
| 4.2                                                       | Oracles, Types of oracles, Deploying smart contracts.                                                              | 1 hour |
| 4.3                                                       | Decentralization terminology –Decentralized applications, Decentralized Autonomous Organizations.                  | 1 hour |
| 4.4                                                       | Use cases of Blockchain technology – Government, Health care.                                                      | 1 hour |
| 4.5                                                       | Use cases of Blockchain technology – Finance, Supply chain management.                                             | 1 hour |
| 4.6                                                       | Blockchain and Allied Technologies – Blockchain and Cloud Computing, Blockchain and Artificial Intelligence.       | 1 hour |
| <b>Module-5 (Ethereum and Solidity) (9 hours)</b>         |                                                                                                                    |        |
| 5.1                                                       | Ethereum - The Ethereum network,<br>Components of the Ethereum ecosystem – Keys and addresses, Accounts            | 1 hour |
| 5.2                                                       | Components of the Ethereum ecosystem – Transactions and messages                                                   | 1 hour |
| 5.3                                                       | The Ethereum Virtual Machine                                                                                       | 1 hour |
| 5.4                                                       | Ethereum Blocks and blockchain                                                                                     | 1 hour |
| 5.5                                                       | The Solidity language – The layout of a Solidity source code, Structure of a smart contract, variables, data types | 1 hour |
| 5.6                                                       | The Solidity language – control structures, events, inheritance, libraries                                         | 1 hour |
| 5.7                                                       | The Solidity language – functions, error handling.                                                                 | 1 hour |
| 5.8                                                       | Smart contracts Case study: Voting.                                                                                | 1 hour |
| 5.9                                                       | Smart contracts Case study: Auction.                                                                               | 1 hour |

|               |                                       |                 |          |          |          |               |                                 |
|---------------|---------------------------------------|-----------------|----------|----------|----------|---------------|---------------------------------|
| <b>CST438</b> | <b>IMAGE PROCESSING<br/>TECHNIQUE</b> | <b>CATEGORY</b> | <b>L</b> | <b>T</b> | <b>P</b> | <b>CREDIT</b> | <b>YEAR OF<br/>INTRODUCTION</b> |
|               |                                       | <b>PEC</b>      | <b>2</b> | <b>1</b> | <b>0</b> | <b>3</b>      | <b>2019</b>                     |

| Abstract POs defined by National Board of Accreditation |                                            |      |                                |
|---------------------------------------------------------|--------------------------------------------|------|--------------------------------|
| PO#                                                     | Broad PO                                   | PO#  | Broad PO                       |
| PO1                                                     | Engineering Knowledge                      | PO7  | Environment and Sustainability |
| PO2                                                     | Problem Analysis                           | PO8  | Ethics                         |
| PO3                                                     | Design/Development of solutions            | PO9  | Individual and teamwork        |
| PO4                                                     | Conduct investigations of complex problems | PO10 | Communication                  |
| PO5                                                     | Modern tool usage                          | PO11 | Project Management and Finance |
| PO6                                                     | The Engineer and Society                   | PO12 | Life long learning             |

### Assessment Pattern

| Bloom's Category | Continuous Assessment Tests |            | End Semester Examination Marks (%) |
|------------------|-----------------------------|------------|------------------------------------|
|                  | Test 1 (%)                  | Test 2 (%) |                                    |
| Remember         | 30                          | 30         | 30                                 |
| Understand       | 40                          | 40         | 40                                 |
| Apply            | 30                          | 30         | 30                                 |
| Analyze          |                             |            |                                    |
| Evaluate         |                             |            |                                    |
| Create           |                             |            |                                    |

### Mark Distribution

| Total Marks | CIE Marks | ESE Marks | ESE Duration |
|-------------|-----------|-----------|--------------|
| 150         | 50        | 100       | 3            |



**Continuous Internal Evaluation Pattern:**

|                                                               |                 |
|---------------------------------------------------------------|-----------------|
| Attendance                                                    | <b>10 marks</b> |
| Continuous Assessment Tests (Average of Internal Tests 1 & 2) | <b>25 marks</b> |
| Continuous Assessment Assignment                              | <b>15 marks</b> |

**Internal Examination Pattern**

Each of the two internal examinations has to be conducted out of 50 marks. The first series test shall be preferably conducted after completing the first half of the syllabus and the second series test shall be preferably conducted after completing the remaining part of the syllabus. There will be two parts: Part A and Part B. Part A contains 5 questions (preferably, 2 questions each from the completed modules and 1 question from the partly completed module), having 3 marks for each question adding up to 15 marks for part A. Students should answer all questions from Part A. Part B contains 7 questions (preferably, 3 questions each from the completed modules and 1 question from the partly completed module), each with 7 marks. Out of the 7 questions, a student should answer any 5.

**End Semester Examination Pattern:**

There will be two parts; Part A and Part B. Part A contains 10 questions with 2 questions from each module, having 3 marks for each question. Students should answer all questions. Part B contains 2 full questions from each module of which students should answer anyone. Each question can have a maximum 2 subdivisions and carries 14 marks.

**Syllabus****Module – 1 (Digital Image Fundamentals)**

Elements of Visual Perception, A Simple Image Formation Model. Spatial and Intensity Resolution. Image Interpolation. Classification of Digital Images. Image Types. Image Storage Mechanisms. Arithmetic and Logical Operations. Geometric Spatial Transformations and Image Registration. Image File Formats. Colour Fundamentals and Colour Models.

**Module - 2 (Image Transforms)**

Basic concept of spatial domain and frequency domain, Unitary transform, Discrete Fourier Transform- 2D DFT, 4 order DFT Transform coefficients, Forward and inverse transform, Discrete Cosine Transform- 2D DCT, 4 order DCT Transform Coefficients(No derivation needed), Forward and Inverse DCT, Hadamard Transform.

**Module - 3 (Image Enhancement in Spatial and Frequency Domain)**

Point operations- Clipping and Thresholding, Digital Negative, Intensity Level Slicing, Bit Extraction, Range Compression. Spatial Operations- Fundamentals of spatial convolution and

correlation, Spatial averaging and spatial Low pass filtering, Directional Smoothing, Median Filtering, Unsharp masking and Crispening.

Basics of Filtering in Frequency Domain, Filters, Smoothing Frequency Domain Filters- Sharpening Frequency Domain Filters

#### **Module - 4 (Image Restoration & Image Segmentation)**

Image degradation model, Noise models, Mean Filters, Order Statistic filter, Adaptive filters. Edge Detection, gradient operators, Laplace operators and zero crossings. Thresholding, Basic Global Thresholding, Optimum global thresholding using Otsu method, Multiple thresholds, Variable thresholding, Multivariable thresholding. Region-Based Approach to Segmentation.

#### **Module - 5 (Morphological Operations & Representation and Description)**

Structuring Element, Dilation and Erosion, Opening and Closing, Hit or Miss Transformation.

Boundary Following. Chain Codes. Polygonal Approximation. Boundary Descriptors. Regional Descriptors. Relational Descriptors.

#### **Text Books**

1. Rafael C. Gonzalez, Richard E. Woods, Digital Image Processing (English) 3rd Edition, Pearson India, 2013
2. A K. Jain, Fundamentals of digital image processing, Prentice Hall of India, 1989.

#### **Reference Books**

1. Al Bovik, The Essential Guide to Image Processing, Academic Press, 2009.
2. Milan Sonka, Vaclav Hlavac and Roger Boyle, Image Processing, Analysis, and Machine Vision, Thomson Learning, 2008.
3. S Jayaraman, S Esakkirajan and T Veerakumar, Digital Image Processing, McGraw Hill Education, 2009.

### **Course Level Assessment Questions**

#### **Course Outcome1 (CO1) :**

1. Find the number of bits required to store a 256 X 256 image with 32 gray levels.
2. Explain the reasons for blocking artifacts and false contours in an image.

#### **Course Outcome 2 (CO2) :**

1. Compare different image transforms based on their roles, properties and applications.
2. Compute the inverse 2D DFT of the transform coefficients  $F(k,l)$  given below.

$$F(k, l) = \begin{pmatrix} 64 & 0 & 0 & 0 \\ 0 & 0 & 0 & 0 \\ 0 & 0 & 0 & 0 \\ 0 & 0 & 0 & 0 \end{pmatrix}$$

3. Use Discrete Fourier transform to construct 2D DFT for a 4x4 image given below. Assume that indices start from (0,0)

|   |   |   |   |
|---|---|---|---|
| 6 | 6 | 6 | 6 |
| 6 | 6 | 6 | 6 |
| 6 | 6 | 6 | 6 |
| 6 | 6 | 6 | 6 |

### Course Outcome 3 (CO3) :

1. Perform intensity level slicing on the 3 BPP (Bit Per Pixel) image. Let  $r_1=3$  and  $r_2=5$ . Draw the modified image with/without background transformations.

|   |   |   |   |   |
|---|---|---|---|---|
| 2 | 1 | 2 | 2 | 1 |
| 2 | 3 | 4 | 5 | 2 |
| 6 | 2 | 7 | 6 | 0 |
| 2 | 6 | 6 | 5 | 1 |
| 0 | 3 | 2 | 2 | 1 |

2. Let  $y(m) = \{2,3,8,4,2\}$ . Obtain the median filter output for the window  $W = [-1,0,1,2]$  and show how salt and pepper noise is reduced.
3. Consider a 3\*3 spatial mask that averages the four closest neighbors of a point(x,y), but excludes the point itself from the average.
  - (a) Find the equivalent filter  $H(u,v)$  in the frequency domain.
  - (b) Show that  $H(u,v)$  is a lowpass filter (ASSIGNMENT)

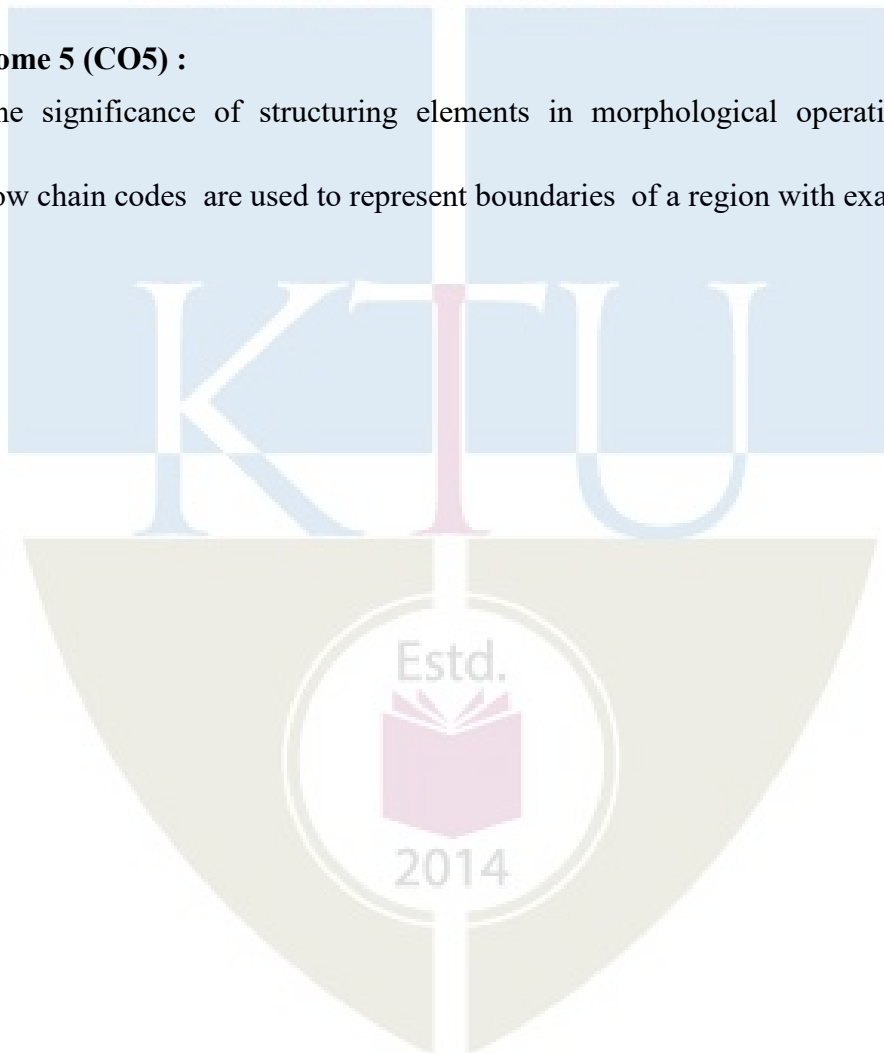
### Course Outcome 4 (CO4) :

1. Compare Region and Edge-based techniques in segmentation.

2. Consider a noisy image that is restored using arithmetic mean filter of size  $3 \times 3$  and using the geometric mean filter of the same size. Which image will be less blurred and why?
3. Suppose that you want to help a radiologist to extract the tumor portion from an MRI image for volumetric analysis. This volumetric analysis determines the effect of treatment on the patient, which can be judged from the extracted size and shape of the abnormal portion. Manual tracing of the tumor regions is very difficult since the tumor portion on the MRI image is inhomogeneous, with complex shapes and ambiguous boundaries. Suggest a sequence of steps that you may use to automate this process as an image processing student. (ASSIGNMENT)

**Course Outcome 5 (CO5) :**

4. Explain the significance of structuring elements in morphological operations with example.
5. Explain how chain codes are used to represent boundaries of a region with examples.



## Model Question Paper

**QP CODE:**

**Reg No:** \_\_\_\_\_

**Name:** \_\_\_\_\_

**PAGES : 4**

**APJ ABDUL KALAM TECHNOLOGICAL UNIVERSITY  
EIGHTH SEMESTER B.TECH DEGREE EXAMINATION, MONTH & YEAR**

**Course Code: CST438**

**Course Name: IMAGE PROCESSING TECHNIQUE**

**Max. Marks : 100**

**Duration: 3 Hours**

### PART A

**Answer All Questions. Each Question Carries 3 Marks**

1. Give an image representation model and describe how the representation changes in different types of images.
2. Describe any three types of color models.
3. Obtain the HADAMARD basis matrix for  $N=8$ .
4. Prove that DFT is a unitary transform.
5. Sketch perspective plot of a 2-D ideal low pass filter transfer function and filter cross-section. List its usefulness in Image enhancement.
6. Explain the significance of directional smoothing technique.
7. Specify the significance of the Zero crossing detector.
8. Describe region growing technique for image segmentation.
9. Define 'Structuring Element' used in morphological operations. Give samples for Structuring Elements.
10. Explain image boundary representation using polygonal approximation.

**(10x3=30)**

### Part B

**(Answer any one question from each module. Each question carries 14 Marks)**

11. (a) Explain a Simple Image Formation Model with the help of a neat diagram. (7)  
(b) Explain the relationship between image size, spatial resolution, and image quality. Compare gray level and intensity resolution. (7)

**OR**

12. (a) Describe arithmetic, logical and geometrical operations on Image. (7)

- (b) Explain the significance of image interpolation and describe its various types. (7)
13. (a) State the advantages of Discrete Cosine Transform over Discrete Fourier Transform. (4)
- (b) You are given a 4 X 4 image patch. Compute 2D DCT for the image patch. Reconstruct the original image patch by neglecting the last four coefficients in 2D DCT. Comment on the observed result. (10)

|    |    |    |    |
|----|----|----|----|
| 12 | 4  | 2  | 6  |
| 5  | 10 | 12 | 24 |
| 6  | 8  | 10 | 12 |
| 14 | 12 | 8  | 10 |

OR

14. (a) Discuss the concept of sequency in Hadamard transform. (4)
- (b) Find the 2D forward DFT of the image segment (10)
- |   |   |   |   |
|---|---|---|---|
| 1 | 1 | 1 | 1 |
| 1 | 1 | 1 | 1 |
| 1 | 1 | 1 | 1 |

Prove the unitary property of the given image segment.

15. (a) Explain the output and application of the following point processing techniques (9)
- (i) Range Compression (ii) Bit Extraction (iii) Thresholding
- (b) State and explain the features of median filtering. Compute the output of the median filtering for  $Y(m) = \{2, 4, 8, 3, 2\}$ ,  $w = \{-1, 0, 1, 2\}$  where  $Y(m)$  is an array and  $w$  is a window. (5)

OR

16. (a) Describe the role of Unsharp masking with its applications (4)
- (b) Explain and compare the basic frequency domain filters for image sharpening (10)
17. (a) A 4×4 image is given by (8)

|    |    |   |   |
|----|----|---|---|
| 2  | 4  | 8 | 7 |
| 12 | 6  | 9 | 8 |
| 13 | 7  | 4 | 3 |
| 8  | 12 | 4 | 9 |

Filter the above image using

(a) MIN filter (b) MAX filter using the filter mask

0 1 0

1 1 1

0 1 0

(Assume replicate padding of the input image)

- (b) Explain any two types of thresholding techniques. Describe the threshold detection algorithm using Otsu's method. (6)

OR

18. (a) Explain Image degradation model with the help of a neat diagram. (8)

- (b) Illustrate the split and merge algorithm for image segmentation using neat sketches. (6)

19. (a) Explain the purpose of morphological operations in digital image? Describe the opening and closing operations with examples. (7)

- (b) Illustrate Hit or Miss Transformation. (7)

OR

20. (a) Explain the concept of the chain coding scheme with its applications. (6)

- (b) Describe in detail any two boundary representation schemes and illustrate with examples. (8)

### Teaching Plan

| No                                                     | Contents                                                                                | No. of Lecture Hours<br>(36 hrs) |
|--------------------------------------------------------|-----------------------------------------------------------------------------------------|----------------------------------|
| <b>Module-1 (Digital Image Fundamentals) (7 hours)</b> |                                                                                         |                                  |
| 1.1                                                    | Elements of Visual Perception, A Simple Image Formation Model                           | 1                                |
| 1.2                                                    | Spatial and Intensity Resolution, Image Interpolation, Classification of Digital Image. | 1                                |
| 1.3                                                    | Image Types, Image Storage Mechanisms.                                                  | 1                                |
| 1.4                                                    | Arithmetic and Logical Operations.                                                      | 1                                |
| 1.5                                                    | Geometric Spatial Transformations and Image Registration.                               | 1                                |
| 1.6                                                    | Image File Formats.                                                                     | 1                                |



|                                                                               |                                                                                                                       |   |
|-------------------------------------------------------------------------------|-----------------------------------------------------------------------------------------------------------------------|---|
| 1.7                                                                           | Colour Fundamentals and Colour Models.                                                                                | 1 |
| <b>Module-2 (Image Transforms) (8 hours)</b>                                  |                                                                                                                       |   |
| 2.1                                                                           | Basic concept of spatial domain and frequency domain.                                                                 | 1 |
| 2.2                                                                           | Need of Image Transform, Basic properties of unitary transform.                                                       | 1 |
| 2.3                                                                           | Discrete Fourier transform, Proof DFT is Unitary.                                                                     | 1 |
| 2.4                                                                           | 4 order DFT Transform coefficients (Derivation).                                                                      | 1 |
| 2.5                                                                           | Problems ( 4 order DFT).                                                                                              | 1 |
| 2.6                                                                           | Discrete Cosine Transform- 2D DCT.                                                                                    | 1 |
| 2.7                                                                           | 4 order DCT Transform Coefficients(No derivation needed).                                                             | 1 |
| 2.8                                                                           | Hadamard Transform.                                                                                                   | 1 |
| <b>Module-3 (Image Enhancement in spatial and frequency domain) (8 hours)</b> |                                                                                                                       |   |
| 3.1                                                                           | Point operations- Clipping and Thresholding, Digital Negative. Intensity Level Slicing.                               | 1 |
| 3.2                                                                           | Bit Extraction, Range Compression + (Work out problems).                                                              | 1 |
| 3.3                                                                           | Spatial Operations-Fundamentals of spatial convolution and correlation.                                               | 1 |
| 3.4                                                                           | Spatial averaging and spatial Low pass filtering, Directional Smoothing.                                              | 1 |
| 3.5                                                                           | Median Filtering, Unsharp masking and Crispening.                                                                     | 1 |
| 3.6                                                                           | Basics of Filtering in Frequency Domain.                                                                              | 1 |
| 3.7                                                                           | Smoothing Frequency Domain Filters : Ideal Low Pass Filter; Gaussian Low Pass Filter; Butterworth Low Pass Filter;    | 1 |
| 3.8                                                                           | Sharpening Frequency Domain Filters: Ideal High Pass Filter; Gaussian High Pass Filter; Butterworth High Pass filter. | 1 |
| <b>Module-4 (Image Restoration &amp; Image Segmentation) ( 6 hours)</b>       |                                                                                                                       |   |
| 4.1                                                                           | Image degradation model, Noise models.                                                                                | 1 |
| 4.2                                                                           | Mean Filters – Order Statistic filter – Adaptive filters.                                                             | 1 |
| 4.3                                                                           | Edge Detection, Gradient operators, Laplace operators and zero crossings.                                             | 1 |

|                                                                                           |                                                                                         |   |
|-------------------------------------------------------------------------------------------|-----------------------------------------------------------------------------------------|---|
| 4.4                                                                                       | Thresholding- Basic Global Thresholding, Optimum global thresholding using Otsu method. | 1 |
| 4.5                                                                                       | Multiple thresholds, Variable thresholding, Multivariable thresholding.                 | 1 |
| 4.6                                                                                       | Region-Based Approach to Segmentation.                                                  | 1 |
| <b>Module-5 (Morphological Operations &amp; Representation and Description) (7 hours)</b> |                                                                                         |   |
| 5.1                                                                                       | Structuring Element. Dilation and Erosion,                                              | 1 |
| 5.2                                                                                       | Morphological Opening, Closing.                                                         | 1 |
| 5.3                                                                                       | Hit or Miss Transformation.                                                             | 1 |
| 5.4                                                                                       | Boundary Following. Chain Codes, Polygonal Approximation.                               | 1 |
| 5.5                                                                                       | Boundary Descriptors.                                                                   | 1 |
| 5.6                                                                                       | Regional Descriptors.                                                                   | 1 |
| 5.7                                                                                       | Relational Descriptors.                                                                 | 1 |



| CST448 | INTERNET OF THINGS | CATEGORY | L | T | P | CREDIT | YEAR OF INTRODUCTION |
|--------|--------------------|----------|---|---|---|--------|----------------------|
|        |                    | PEC      | 2 | 1 | 0 | 3      | 2019                 |

**Preamble:** This course equips the learners with fundamental of the Internet of Things(IoT) and the IoT ecosystem. It covers the architecture of IoT, communication mechanisms, protocols, hardware, software, data analytics, and the cloud platforms for IoT. This course enables the students to design smart IoT applications for real world problems using Raspberry Pi.

**Prerequisite:** Basic knowledge in Data Communication, Computer Networks and Programming in Python

**Course Outcomes:** After the completion of the course the students will be able to

|     |                                                                                                                                      |
|-----|--------------------------------------------------------------------------------------------------------------------------------------|
| CO1 | Outline the fundamentals of IoT and its underlying physical and logical architecture( <b>Cognitive Knowledge Level: Understand</b> ) |
| CO2 | Explain the hardware architectures for IoT ( <b>Cognitive Knowledge Level : Understand</b> )                                         |
| CO3 | Outline the Network architectures for IoT( <b>Cognitive Knowledge Level : Understand</b> )                                           |
| CO4 | Implement data analytics on the IoT platforms ( <b>Cognitive Knowledge Level : Apply</b> )                                           |
| CO5 | Appreciate the security considerations in IoT ( <b>Cognitive Knowledge Level : Understand</b> )                                      |
| CO6 | Implement IoT applications using the available hardware and software. ( <b>Cognitive Knowledge Level : Apply</b> )                   |

**Mapping of course outcomes with program outcomes**

|     | PO1 | PO2 | PO3 | PO4 | PO5 | PO6 | PO7 | PO8 | PO9 | PO10 | PO11 | PO12 |
|-----|-----|-----|-----|-----|-----|-----|-----|-----|-----|------|------|------|
| CO1 |     |     |     |     |     |     |     |     |     |      |      |      |
| CO2 |     |     |     |     |     |     |     |     |     |      |      |      |
| CO3 |     |     |     |     |     |     |     |     |     |      |      |      |
| CO4 |     |     |     |     |     |     |     |     |     |      |      |      |

|     |  |  |  |  |  |  |  |  |  |  |  |  |
|-----|--|--|--|--|--|--|--|--|--|--|--|--|
| CO5 |  |  |  |  |  |  |  |  |  |  |  |  |
| CO6 |  |  |  |  |  |  |  |  |  |  |  |  |

| Abstract POs Defined by National Board of Accreditation |                                            |      |                                |
|---------------------------------------------------------|--------------------------------------------|------|--------------------------------|
| PO#                                                     | Broad PO                                   | PO#  | Broad PO                       |
| PO1                                                     | Engineering Knowledge                      | PO7  | Environment and Sustainability |
| PO2                                                     | Problem Analysis                           | PO8  | Ethics                         |
| PO3                                                     | Design/Development of solutions            | PO9  | Individual and teamwork        |
| PO4                                                     | Conduct investigations of complex problems | PO10 | Communication                  |
| PO5                                                     | Modern tool usage                          | PO11 | Project Management and Finance |
| PO6                                                     | The Engineer and Society                   | PO12 | Lifelong learning              |

#### Assessment Pattern

| Blooms Category | Continuous Assessment Tests |                     | End Semester Examination Marks |
|-----------------|-----------------------------|---------------------|--------------------------------|
|                 | Test 1 (Percentage)         | Test 2 (Percentage) |                                |
| Remember        | 30                          | 20                  | 30                             |
| Understand      | 60                          | 50                  | 40                             |
| Apply           | 10                          | 30                  | 30                             |
| Analyze         |                             |                     |                                |

|          |  |  |  |
|----------|--|--|--|
| Evaluate |  |  |  |
| Create   |  |  |  |

**Mark Distribution**

| Total Marks | CIE Marks | ESE Marks | ESE Duration |
|-------------|-----------|-----------|--------------|
| 150         | 50        | 100       | 3 Hours      |

**Continuous Internal Evaluation Pattern:**

|                                  |          |
|----------------------------------|----------|
| Attendance                       | 10 marks |
| Continuous Assessment Tests      | 25 marks |
| Continuous Assessment Assignment | 15 marks |

**Internal Examination Pattern:**

Each of the two internal examinations has to be conducted out of 50 marks. First Internal Examination shall be preferably conducted after completing the first half of the syllabus, and the Second Internal Examination shall be preferably conducted after completing the remaining part of the syllabus. There will be two parts: Part A and Part B. Part A contains 5 questions (preferably, 2 questions each from the completed modules and 1 question from the partly covered module), having 3 marks for each question adding up to 15 marks for part A. Students should answer all questions from Part A. Part B contains 7 questions (preferably, 3 questions each from the completed modules and 1 question from the partly covered module), each with 7 marks. Out of the 7 questions in Part B, a student should answer any 5.

**End Semester Examination Pattern:**

There will be two parts; Part A and Part B. Part A contains 10 questions with 2 questions from each module, having 3 marks for each question. Students should answer all questions. Part B contains 2 questions from each module of which a student should answer anyone. Each question can have a maximum 2 subdivisions and carries 14 marks.

## Syllabus

### Module- 1 ( IoT Architecture)

What is IoT, Genesis of IoT, IoT and Digitization, IoT Impact, Convergence of IT and IoT, IoT Challenges, IoT Network Architecture and Design, Drivers Behind New Network Architectures, Comparing IoT Architectures, A Simplified IoT Architecture, The Core IoT Functional Stack, IoT Data Management and Compute Stack.

### Module- 2 (Engineering IoT Networks)

Smart Objects: The “Things” in IoT, Sensors, Actuators, and Smart Objects, Sensor Networks, Connecting Smart Objects, Communications Criteria, IoT Access Technologies

### Module- 3 (IoT Network Layer)

IP as the IoT Network Layer, The Business Case for IP, The need for Optimization, Optimizing IP for IoT, Profiles and Compliances, Application Protocols for IoT, The Transport Layer, IoT Application Transport Methods

### Module 4 (Data Analytics for IoT)

Data and Analytics for IoT, An Introduction to Data Analytics for IoT, Machine Learning, Big Data Analytics Tools and Technology, Edge Streaming Analytics, Network Analytics, Securing IoT, A Brief History of OT Security, Common Challenges in OT Security, Differences between IT and OT Security Practices and Systems, Formal Risk Analysis Structures: OCTAVE and FAIR.

### Module 5 ( Developing IoT Systems)

IoT Logical Design using Python, IoT Physical Devices and Endpoints - Raspberry Pi interfaces, Programming Raspberry Pi using Python, Other IoT devices, IoT Physical devices and Cloud offerings, Cloud Storage Models, WAMP - Autobahn for IoT, Django, Designing RESTful Web API, Cloud Web Services for IoT.

### Textbooks

1. David Hanes, Gonzalo Salgueiro, Patrick Grossetete, Robert Barton, Jerome Henry, "IoT Fundamentals: Networking Technologies, Protocols, and Use Cases for the Internet of Things", 1st Edition, Pearson Education (Cisco Press Indian Reprint)

2. Arshadeep Bahga, Vijay Madiseti, "Internet of Things: A hands-on approach", University Press, 2015 (First edition)

### **References**

1. Rajkamal, "Internet of Things: Architecture and Design Principles", McGraw Hill (India) Private Limited
2. Dieter Uckelmann, Mark Harrison, Michahelles Florian (Ed.), Architecting the internet of things, Springer, 2011
3. Dr. Ovidiu Vermesan, Dr. Peter Friess, Internet of Things: Converging Technologies for Smart Environments and Integrated Ecosystems, River Publishers, 2013
4. Simon Monk, "Programming Arduino: Getting Started with Sketches", McGraw Hill Publications

### **Sample Course Level Assessment Questions**

#### **Course Outcome 1 (CO1):**

1. Write a short note on the impact of IoT in the real world
2. Explain the challenges of IoT.
3. Compare OT and IT Technology.
4. Describe the elements of one M2M architecture of IoT

#### **Course Outcome 2 (CO2):**

1. Mention any four wireless technologies and its architectural characteristics
2. Comment things in IoT
3. Compare biosensors and biodegradable sensors used in IoT
4. Explain the term NBIoT(Narrow Band IoT)

#### **Course Outcome 3 (CO3):**

1. Discuss the need for optimization
2. Compare MQTT and COAP
3. Explain different schedule management and packet forwarding models of 6TiSCH

#### **Course Outcome 4(CO4):**

1. Compare Bigdata and edge analytics
2. Compare structured and unstructured data
3. Describe the components of FNF



**Course Outcome 5(CO5):**

1. What are the major challenges in IoT security?
2. Explain the impact of OT Network Characteristics on IoT Security.

**Course Outcome 6(CO6):**

1. Implement LDR interfacing with Raspberry Pi
2. Explain the development of a RESTful web API.

**Model Question Paper**

QP CODE: \_\_\_\_\_

PAGES :3

Reg No: \_\_\_\_\_

Name: \_\_\_\_\_

**APJ ABDUL KALAM TECHNOLOGICAL UNIVERSITY**

**EIGHTH SEMESTER B.TECH DEGREE EXAMINATION, MONTH & YEAR**

**Course Code: CST448**

**Course Name: Internet of Things**

**Max.Marks : 100**

**Duration: 3 Hours**

**PART A**

**Answer All Questions. Each Question Carries 3 Marks**

1. Explain the role of IoT in connected roadways,
2. Describe the functions of the various layers of simplified IoT Architecture Model.
3. Explain the communication protocols employed in Wireless Sensor Networks
4. What are the essential performance considerations of constrained-node networks?
5. Explain the parameters to be considered while choosing between IP adaptation / adoption for last mile communication.
6. With neat diagrams compare the IoT protocol stacks using 6LoWPAN and IP.
7. Differentiate the types of IoT data analytics results.

8. How can the insecure operational protocols be characterized?
9. Write a program to interface an LED and a switch with Raspberry Pi
10. List down the Raspberry Pi interfaces and explain. (10x3=30)

**Part B**

(Answer any one question from each module. Each question carries 14 Marks)

11. (a) Illustrate the impact of IoT in at least 2 domains of normal human life. (9)
- (b) Describe the Application and Analytics sublayer of IoT Architecture (6)
- OR**
12. (a) Describe the Standardized IoT architectures. (8)
- (b) Explain the functions of Access Network Sublayer of IoT Architecture (6)
13. (a) Describe the LoRaWAN technology as an IoT communication paradigm. (10)
- (b) Describe various types of sensors. (4)
- OR**
14. (a) Define actuators. Describe the roles of actuators in IoT systems. (6)
- (b) Explain the IEEE 802.15.4 standard for wireless communication. (8)
15. (a) Explain Message Queuing Telemetry Transport framework and message format. (8)
- (b) Explain tunneling of legacy SCADA over IP Networks with a neat diagram. (6)
- OR**
16. (a) Explain SCADA Transport over LLNs with MAP-T. (7)
- (b) Explain RPL encryption and authentication on constrained nodes. (7)

17. (a) Explain the Hadoop ecosystem with a neat diagram. (7)

(b) Explain the Flexible NetFlow Architecture. (7)

**OR**

18. (a) Explain the “The Purdue Model for Control Hierarchy” and OT network characteristics. (8)

(b) Explain any two formal risk analysis structures (6)

19. (a) Explain the working of WAMP protocol. (8)

(b) Describe how AWS supports IoT development (6)

**OR**

20. (a) Demonstrate an example of Raspberry Pi applications for Industrial IoT. (8)

(b) Explain the Django Architecture (6)

### TEACHING PLAN

| No                                                                | Contents                                                              | No of Lecture Hrs (35 Hrs) |
|-------------------------------------------------------------------|-----------------------------------------------------------------------|----------------------------|
| <b>Module – 1 ( IoT Architecture) (6 hrs) (TB-1, Chapter 1,2)</b> |                                                                       |                            |
| 1.1                                                               | What is IoT, Genesis of IoT, IoT and Digitization,                    | 1                          |
| 1.2                                                               | IoT Impact, Convergence of IT and IoT, IoT Challenges                 | 1                          |
| 1.3                                                               | IoT Network Architecture and Design                                   | 1                          |
| 1.4                                                               | Drivers Behind New Network Architectures, Comparing IoT Architectures | 1                          |
| 1.5                                                               | A Simplified IoT Architecture,                                        | 1                          |

|                                                                       |                                                                       |   |
|-----------------------------------------------------------------------|-----------------------------------------------------------------------|---|
| 1.6                                                                   | The Core IoT Functional Stack, IoT Data Management and Compute Stack. | 1 |
| <b>Module- 2 (Engineering IoT Networks) (7hrs)(TB-1, Chapter 3,4)</b> |                                                                       |   |
| 2.1                                                                   | Smart Objects: The “Things” in IoT,                                   | 1 |
| 2.2                                                                   | Sensors, Actuators, and Smart Objects                                 | 1 |
| 2.3                                                                   | Sensor Networks                                                       | 1 |
| 2.4                                                                   | Connecting Smart Objects                                              | 1 |
| 2.5                                                                   | IoT Access Technologies –IEEE 802.15.4 (g/e), 1901.2a                 | 1 |
| 2.6                                                                   | IoT Access Technologies - 802.11ah, LoRaWAN                           | 1 |
| 2.7                                                                   | IoT Access Technologies – LoRaWAN, NBIoT, LTE                         | 1 |
| <b>Module- 3 (IoT Network Layer) (7 hrs)(TB-1, Chapter 5,6)</b>       |                                                                       |   |
| 3.1                                                                   | IP as the IoT Network Layer, The Business Case for IP                 | 1 |
| 3.2                                                                   | The need for Optimizing IP for IoT                                    | 1 |
| 3.3                                                                   | Optimizing IP for IoT, Profiles, and Compliance                       | 1 |
| 3.4                                                                   | Application Protocols for IoT - CoAP                                  | 1 |
| 3.5                                                                   | Application Protocols for IoT - MQTT                                  | 1 |
| 3.6                                                                   | The Transport Layer, IoT Application Transport Methods                | 1 |
| 3.7                                                                   | The Transport Layer, IoT Application Transport Methods                | 1 |
| <b>Module 4 ( Data Analytics for IoT) (6hrs)(TB-1, Chapter 7,8)</b>   |                                                                       |   |
| 4.1                                                                   | An Introduction to Data Analytics for IoT, Machine Learning           | 1 |
| 4.2                                                                   | Big Data Analytics Tools and Technology                               | 1 |
| 4.3                                                                   | Edge Streaming Analytics, Network Analytics                           | 1 |

|                                                                        |                                                                  |   |
|------------------------------------------------------------------------|------------------------------------------------------------------|---|
| 4.4                                                                    | A Brief History of OT Security, Common Challenges in OT Security | 1 |
| 4.5                                                                    | Differences between IT and OT Security Practices and Systems     | 1 |
| 4.6                                                                    | Formal Risk Analysis Structures: OCTAVE and FAIR                 | 1 |
| <b>Module 5 ( Developing IoT Systems)(9 hrs) (TB-2, Chapter 6,7,8)</b> |                                                                  |   |
| 5.1                                                                    | IoT Logical Design using Python,                                 | 1 |
| 5.2                                                                    | IoT Physical Devices and Endpoints                               | 1 |
| 5.3                                                                    | Raspberry Pi interfaces, Programming Raspberry Pi using Python   | 1 |
| 5.4                                                                    | Other IoT devices                                                | 1 |
| 5.5                                                                    | Cloud Storage Models                                             | 1 |
| 5.6                                                                    | WAMP-Autobahn for IoT                                            | 1 |
| 5.7                                                                    | Django                                                           | 1 |
| 5.8                                                                    | Designing RESTful Web API                                        | 1 |
| 5.9                                                                    | Cloud Web Services for IoT.                                      | 1 |

| CST458 | SOFTWARE TESTING | CATEGORY | L | T | P | CREDIT | YEAR OF INTRODUCTION |
|--------|------------------|----------|---|---|---|--------|----------------------|
|        |                  | PEC      | 2 | 1 | 0 | 3      | 2019                 |

**Preamble:** This is a course in theoretical computer science that introduces the concepts and methods in software testing. It covers various techniques for test case design used to test software artifacts, including requirements, design, and code, the different techniques for test case design based on graphs, programming language syntaxes and symbolic execution using PEX tool. It enables the learners to follow a systematic software testing approaches while developing applications.

**Prerequisite:** Nil

**Course Outcomes:** After the completion of the course the student will be able to:-

|     |                                                                                                                                                                                                           |
|-----|-----------------------------------------------------------------------------------------------------------------------------------------------------------------------------------------------------------|
| CO1 | List a range of different software testing techniques and be able to apply specific unit testing method to the projects using Junit.(Cognitive Knowledge Level: Understand)                               |
| CO2 | Illustrate using appropriate tools the mutation testing method for a given piece of code to identify hidden defects that can't be detected using other testing methods.(Cognitive Knowledge Level: Apply) |
| CO3 | Explain graph coverage criteria in terms of control flow graph and data flow graph for a given program.(Cognitive Knowledge Level: Understand)                                                            |
| CO4 | Demonstrate the importance of black-box approaches in terms of domain and functional testing.(Cognitive Knowledge Level: Apply)                                                                           |
| CO5 | Illustrate the use of PEX tool with symbolic execution.(Cognitive Knowledge Level: Apply)                                                                                                                 |

**Mapping of course outcomes with program outcomes**

|     | PO1 | PO2 | PO3 | PO4 | PO5 | PO6 | PO7 | PO8 | PO 9 | PO10 | PO11 | PO12 |
|-----|-----|-----|-----|-----|-----|-----|-----|-----|------|------|------|------|
| CO1 |     |     |     |     |     |     |     |     |      |      |      |      |
| CO2 |     |     |     |     |     |     |     |     |      |      |      |      |
| CO3 |     |     |     |     |     |     |     |     |      |      |      |      |
| CO4 |     |     |     |     |     |     |     |     |      |      |      |      |

|     |                                                                                   |                                                                                   |                                                                                   |                                                                                   |                                                                                   |  |  |  |  |                                                                                     |  |                                                                                     |
|-----|-----------------------------------------------------------------------------------|-----------------------------------------------------------------------------------|-----------------------------------------------------------------------------------|-----------------------------------------------------------------------------------|-----------------------------------------------------------------------------------|--|--|--|--|-------------------------------------------------------------------------------------|--|-------------------------------------------------------------------------------------|
| CO5 |  |  |  |  |  |  |  |  |  |  |  |  |
|-----|-----------------------------------------------------------------------------------|-----------------------------------------------------------------------------------|-----------------------------------------------------------------------------------|-----------------------------------------------------------------------------------|-----------------------------------------------------------------------------------|--|--|--|--|-------------------------------------------------------------------------------------|--|-------------------------------------------------------------------------------------|

| Abstract POs defined by National Board of Accreditation |                                            |      |                                |
|---------------------------------------------------------|--------------------------------------------|------|--------------------------------|
| PO#                                                     | Broad PO                                   | PO#  | Broad PO                       |
| PO1                                                     | Engineering Knowledge                      | PO7  | Environment and Sustainability |
| PO2                                                     | Problem Analysis                           | PO8  | Ethics                         |
| PO3                                                     | Design/Development of solutions            | PO9  | Individual and team work       |
| PO4                                                     | Conduct investigations of complex problems | PO10 | Communication                  |
| PO5                                                     | Modern tool usage                          | PO11 | Project Management and Finance |
| PO6                                                     | The Engineer and Society                   | PO12 | Life long learning             |

### Assessment Pattern

| Bloom's Category | Continuous Assessment Tests |                | End Semester Examination |
|------------------|-----------------------------|----------------|--------------------------|
|                  | Test 1 (Marks)              | Test 2 (Marks) | Marks                    |
| Remember         | 30                          | 30             | 30                       |
| Understand       | 40                          | 40             | 40                       |
| Apply            | 30                          | 30             | 30                       |
| Analyze          |                             |                |                          |
| Evaluate         |                             |                |                          |
| Create           |                             |                |                          |

### Mark Distribution

| Total Marks | CIE Marks | ESE Marks | ESE Duration |
|-------------|-----------|-----------|--------------|
| 150         | 50        | 100       | 3 hours      |



**Continuous Internal Evaluation Pattern:**

|                                                            |          |
|------------------------------------------------------------|----------|
| Attendance                                                 | 10 marks |
| Continuous Assessment Tests(Average of Series Tests 1 & 2) | 25 marks |
| Continuous Assessment Assignment                           | 15 marks |

**Internal Examination Pattern:**

Each of the two internal examinations has to be conducted out of 50 marks. First series test shall be preferably conducted after completing the first half of the syllabus and the second series test shall be preferably conducted after completing remaining part of the syllabus. There will be two parts: Part A and Part B. Part A contains 5 questions (preferably, 2 questions each from the completed modules and 1 question from the partly completed module), having 3 marks for each question adding up to 15 marks for part A. Students should answer all questions from Part A. Part B contains 7 questions (preferably, 3 questions each from the completed modules and 1 question from the partly completed module), each with 7 marks. Out of the 7 questions, a student should answer any 5.

**End Semester Examination Pattern:**

There will be two parts; Part A and Part B. Part A contains 10 questions with 2 questions from each module, having 3 marks for each question. Students should answer all questions. Part B contains 2 questions from each module of which a student should answer any one. Each question can have maximum 2 sub-divisions and carries 14 marks.

## Syllabus

### Module - 1 (Introduction to Software Testing)

Some Popular Errors – Ariane 5, Therac 25, Intel Pentium Bug. What is Software testing? Why should it be tested? Software Quality, Role of Testing. Testing Process - Level 0 thinking, Level 1 thinking, Level 2 thinking, Level 3 thinking, Level 4 thinking. Software Testing Terminologies - Verification, Validation and Testing, Faults, Error and Bug, Test cases, Coverage Criteria. Types of Testing- Unit testing, integration testing, System testing, Acceptance testing, Beta testing, Functional testing, Stress testing, Performance testing, Usability testing and Regression testing. Testing Methods - Black Box testing, White Box testing, Grey Box testing.

### Module - 2 (Unit Testing)

Concept of Unit testing. Static Unit testing. Dynamic Unit testing - Control Flow testing, Data Flow testing, Domain testing, Functional Program testing. Mutation testing - Mutation and Mutants, Mutation operators, Mutation score. Junit - Framework for Unit testing. Case Study - Mutation testing using Junit and Muclipse.

### Module - 3 (Unit Testing - White Box Approaches)

Overview of Graph Coverage Criteria. Structural Graph Coverage Criteria - Node/vertex coverage, Edge coverage, Edge pair coverage, Path coverage, Complete path coverage, Prime path coverage, Complete round trip coverage, Simple round trip coverage. Data Flow Criteria - du paths, du pairs. Subsumption Relationships among Graph Coverage Criteria. Graph Coverage for Source Code - Control flow graphs for code, CFG: If statement, CFG: If statement with return, CFG: Switch-case, CFG: Loops, CFG: Exceptions (try-catch). Example program – Statistics. Graph Coverage for Design Elements - Call graphs and classes, Class inheritance testing: Coverage criteria, Coverage criteria on inheritance graph, Data flow at the design level, Inter-procedural DU pairs, Coupling du-pairs example. Example - Quadratic Root. Case Study - Graph Based testing using JUnit Framework.

### Module - 4 (Unit Testing - Black Box Approaches)

Domain Testing / Input Space Partitioning - Partitions of a set. Input domain modelling - Interface-based approach, Functionality-based approach. Identifying values. Multiple partitions of the input domain - All Combinations Coverage (ACoC), Each Choice Coverage (ECC), Pair-wise Coverage, T-wise Coverage, Base Choice Coverage, Multiple Base Choices Coverage. TriTyp example. Functional Testing - Functional Testing Concepts of Howden. Functional testing - Important Steps. Types of Functional testing - Equivalence Class Partitioning, Boundary Value Analysis, Decision Tables, Random Testing. Case Study - Black Box testing approaches using JUnit.

**Module - 5 (Grey Box Testing Approaches)**

Introduction to Grey Box testing - Why Grey Box testing, Gray Box Methodology, Advantages and Disadvantages. Techniques of Grey Box Testing - Matrix Testing, Regression Testing, Orthogonal Array Testing or OAT, Pattern Testing. An Introduction to PEX - Parameterized Unit Testing, The Testing Problem. Symbolic Execution – Example, Symbolic execution tree. PEX application Case Study – PEX.

**Text Books**

1. Paul Ammann and Jeff Offutt, Introduction to Software Testing, Cambridge University Press
2. Kshirasagar Naik and Priyadarshi Tripathy, Software Testing And Quality Assurance: Theory And Practice, Wiley.

**Reference Materials**

1. King, James C, “Symbolic Execution and Program Testing”, Association for Computing Machinery, July 1976.

**Sample Course Level Assessment Questions****Course Outcome 1 (CO1):**

Explain the following types of testing methods with examples.

- (i) Black-box testing.
- (ii) White-box testing.
- (iii) Grey-box testing.

**Course Outcome 2 (CO2):**

Define 12 mutants for the following method *power()* using effective mutation operators. Try to use each mutation operator at least once. Approximately, how many mutants do you think there would be, if all mutants for *power()* were created?

```
public static int power (int left, int right)
{
//*****
// Raises Left to the power of Right
// precondition : Right >= 0
// postcondition: Returns Left**Right
//*****
```

```
intrslt;  
rslt = Left;  
if (Right == 0)  
{  
rslt = 1;  
}  
else  
{  
for (int i = 2; i <= Right; i++)  
rslt = rslt * Left;  
}  
return (rslt);  
}
```

**Course Outcome 3 (CO3):**

Draw the control flow graph and data flow graph of given piece of code.

```
public static double ReturnAverage(int value[],int AS, int MIN, int MAX){  
/*
```

Function: ReturnAverageComputes the averageof all those numbers in the input array in the positive range [MIN, MAX]. The maximum size of the array is AS. But, the array size could be smaller than AS in which case the end of input is represented by -999.

```
*/  
int i, ti, tv, sum;  
doubleav;  
i = 0; ti = 0; tv = 0; sum = 0;  
while (ti< AS && value[i] != -999) {  
ti++;  
if (value[i] >= MIN && value[i] <= MAX) {  
tv++;  
sum = sum + value[i];  
}  
i++;  
}
```

```
if (tv > 0)
av = (double)sum/tv;
else
av = (double) -999;
return (av);
}
```

**Course Outcome 4 (CO4):**

Explain the following with examples.

1. Input domain modelling.
2. All Combinations Coverage (ACoC)
3. Each Choice Coverage (ECC)
4. Pair-wise Coverage
5. T-wise Coverage
6. Base Choice Coverage
7. Multiple Base Choices Coverage.

**Course Outcome 5 (CO5):**

Draw the symbolic execution tree for the following program code and explain the symbolic execution of testme ( $\alpha_1$ ,  $\alpha_2$ ).

```
int twice (int v) {
    return 2 * v;
}

void testme (int x, int y) {
    z = twice ( y);
    if ( z == x ){
        if ( x > y + 10)
            ERROR;
    }
}

int main() {
    x = sym input();
    y = sym input();
    testme ( x , y);
}
```

return(0);

### Model Question Paper

QP CODE:

PAGES: 3

Reg No: \_\_\_\_\_

Name : \_\_\_\_\_

**APJ ABDUL KALAM TECHNOLOGICAL UNIVERSITY**

**EIGHTH SEMESTER B.TECH DEGREE EXAMINATION, MONTH & YEAR**

**Course Code: CST458**

**Course Name: Software Testing**

**Max.Marks:100**

**Duration: 3 Hours**

#### **PART A**

**Answer all Questions. Each question carries 3 Marks**

1. Explain the differences between Validation and Verification?
2. Explain the differences between Fault, Error, and Bug?
3. Define Ground string, Mutation score, and Mutants?
4. What are the functions of Test driver and Test stubs in dynamic unit testing?
5. Define Node coverage, Edge coverage and Prime path coverage in a control flow graph?
6. What are du paths and du pairs in a data flow graph?
7. Explain the two approaches in input domain modelling?
8. Explain the difference between Equivalence Class Partitioning and Boundary Value Analysis?
9. Briefly explain three techniques of Grey box testing?
10. Explain the concept of symbolic execution with the help of a toy example?

**(10x3=30)**

#### **Part B**

**(Answer any one question from each module. Each question carries 14 Marks)**

11. (a) Explain the following types of testing

- (i) Black Box testing (ii) White Box testing (iii) GreyBox testing (14)  
(iv) Unit testing (v) Integration testing (vi) System testing (vii) Acceptance testing

OR

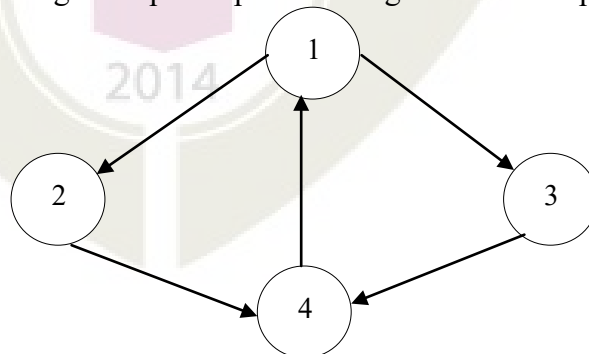
12. (a) Explain the following coverage criterias based on the code fragment given below? (i) Functional coverage (ii) Statement coverage (iii) Conditional coverage (iv) Branch coverage (8)

```
int foo (int x, int y){  
    int z = 0;  
    if ((x > 0) && (y > 0)){  
        z = x;}  
    return z;  
}
```

- (b) Write positive and negative test cases for an ATM Machine? (6)
13. (a) Explain Dynamic unit test environment with a neat figure. (8)
- (b) Explain the major difference between control flow testing and data flow testing. (6)

OR

14. (a) Explain seven types of mutation operators with neat examples? (14)
15. (a) Explain touring, side trips and detours with a neat example (7)
- (b) Explain simple path coverage and prime path coverage with the help of CFG given below? (7)



OR



16. (a) Draw CFG fragment for  
(i) Simple *if* (ii) Simple *while* loop (iii) Simple *for* loop (7)

- (b) Explain the following concepts with examples? (7)  
(i) Call graph (ii) Inheritance graph (iii) Coupling du-pairs

17. (a) What are the four important steps in functional testing? (7)  
(b) Briefly explain input domain modelling approaches? (7)

**OR**

18. (a) Consider the triangle classification program with a specification: (6)

The program reads floating values from the standard input. The three values  $A$ ,  $B$ , and  $C$  are interpreted as representing the lengths of the sides of triangle. The program then prints a message to the standard output that states whether the triangle, if it can be formed, is scalene, isosceles, equilateral, or right angled. Determine the following for the above program:

- (i) For the boundary condition  $A + B > C$  case (scalene triangle), identify test cases to verify the boundary.  
(ii) For the boundary condition  $A = C$  case (isosceles triangle), identify test cases to verify the boundary.  
(iii) For the boundary condition  $A = B = C$  case (equilateral triangle), identify test cases to verify the boundary.

- (b) Develop a decision table to generate test cases for this specification. (8)

19. (a) Explain the importance of grey box testing, its advantages and disadvantages? (9)

- (b) Explain the concept of symbolic execution tree? (5)

**OR**

20. (a) Consider the code fragment given below: - (7)

```
1. POWER: PROCEDURE(X, Y);  
2. Z ← 1;
```

```

3. J ← 1;
4. LAB: IF Y ≥ J THEN
5. DO; Z ← Z * X;
6. J ← J + 1;
7. GO TO LAB; END;
8. RETURN (Z) ;
9. END;

```

a) Explain Symbolic execution of POWER ( $\alpha_1$ ,  $\alpha_2$ ).

(b) Explain Execution tree for POWER ( $\alpha_1$ ,  $\alpha_2$ ).

(7)

### TEACHING PLAN

| No                                                            | Contents                                                                                                                    | No of Lecture Hrs (35 hrs) |
|---------------------------------------------------------------|-----------------------------------------------------------------------------------------------------------------------------|----------------------------|
| <b>Module 1 (Introduction to Software Testing) -(7 Hours)</b> |                                                                                                                             |                            |
| 1.1                                                           | Some Popular Errors– Ariane 5, Therac 25, Intel Pentium Bug.                                                                | 1 Hour                     |
| 1.2                                                           | What is Software testing? Why should it be tested? Software Quality, Role of Testing.                                       | 1 Hour                     |
| 1.3                                                           | Testing Process - Level 0 thinking, Level 1 thinking, Level 2 thinking, Level 3 thinking, Level 4 thinking.                 | 1 Hour                     |
| 1.4                                                           | Software Testing Terminologies- Verification, Validation and Testing, Faults, Error and Bug, Test cases, Coverage Criteria. | 1 Hour                     |
| 1.5                                                           | Types of Testing- Unit testing, integration testing, System testing, Acceptance testing, Beta testing                       | 1 Hour                     |
| 1.6                                                           | Functional testing, Stress testing, Performance testing, Usability testing and Regression testing.                          | 1 Hour                     |
| 1.7                                                           | Testing Methods - Black Box testing, White Box testing, Grey Box testing.                                                   | 1 Hour                     |
| <b>Module 2 (Unit testing)- (6 Hours)</b>                     |                                                                                                                             |                            |
| 2.1                                                           | Concept of Unit testing, Static Unit Testing                                                                                | 1 Hour                     |

|                                                                  |                                                                                                                                                                                                                |        |
|------------------------------------------------------------------|----------------------------------------------------------------------------------------------------------------------------------------------------------------------------------------------------------------|--------|
| 2.2                                                              | Dynamic Unit testing - Control Flow testing, Data Flow testing, Domain testing, Functional Program testing.                                                                                                    | 1 Hour |
| 2.3                                                              | Mutation testing - Mutation and Mutants, Mutation operators, Mutation score.                                                                                                                                   | 1 Hour |
| 2.4                                                              | Junit - Framework for Unit testing.                                                                                                                                                                            | 1 Hour |
| 2.5                                                              | Case Study - Mutation testing using Junit                                                                                                                                                                      | 1 Hour |
| 2.6                                                              | Case Study - Mutation testing using Muclipse                                                                                                                                                                   | 1 Hour |
| <b>Module 3 (Unit Testing:- White Box Approaches)- (8 Hours)</b> |                                                                                                                                                                                                                |        |
| 3.1                                                              | Structural Graph Coverage Criteria - Node/vertex coverage, Edge coverage, Edge pair coverage, Path coverage                                                                                                    | 1 Hour |
| 3.2                                                              | Complete path coverage, Prime path coverage, Complete round trip coverage, Simple round trip coverage.                                                                                                         | 1 Hour |
| 3.3                                                              | Data Flow Criteria - du paths, du pairs                                                                                                                                                                        | 1 Hour |
| 3.4                                                              | Subsumption Relationships among Graph Coverage Criteria                                                                                                                                                        | 1 Hour |
| 3.5                                                              | Graph Coverage for Source Code – Control Flow Graphs (CFG) for code, CFG: If statement, CFG: If statement with return, CFG: Switch-case, CFG: Loops, CFG: Exceptions (try-catch). Example program - Statistics | 1 Hour |
| 3.6                                                              | Graph Coverage for Design Elements – Structural graph coverage and data flow graph coverage for design elements                                                                                                | 1 Hour |
| 3.7                                                              | Case Study - Graph Based testing using JUnit Framework. (Lecture 1)                                                                                                                                            | 1 Hour |
| 3.8                                                              | Case Study - Graph Based testing using JUnit Framework. (Lecture 2)                                                                                                                                            | 1 Hour |
| <b>Module 4 (Unit Testing:- Black Box Approaches) -(7 Hours)</b> |                                                                                                                                                                                                                |        |
| 4.1                                                              | Domain Testing / Input Space Partitioning - Partitions of a set.                                                                                                                                               | 1 Hour |
| 4.2                                                              | Input domain modelling - Interface-based approach, Functionality-based approach.                                                                                                                               | 1 Hour |

|                                                          |                                                                                                                                                                                                    |        |
|----------------------------------------------------------|----------------------------------------------------------------------------------------------------------------------------------------------------------------------------------------------------|--------|
| 4.3                                                      | Multiple partitions of the input domain - All Combinations Coverage (ACoC), Each Choice Coverage (ECC), Pair-wise Coverage, T-wise Coverage, Base Choice Coverage, Multiple Base Choices Coverage. | 1 Hour |
| 4.4                                                      | Functional Testing - Functional Testing Concepts of Howden. Important Steps.                                                                                                                       | 1 Hour |
| 4.5                                                      | Types of Functional testing - Equivalence Class Partitioning, Boundary Value Analysis                                                                                                              | 1 Hour |
| 4.6                                                      | Decision Tables, Random Testing.                                                                                                                                                                   | 1 Hour |
| 4.7                                                      | Case Study - Black Box testing approaches using JUnit.                                                                                                                                             | 1 Hour |
| <b>Module 5 (Grey Box Testing Approaches)- (7 Hours)</b> |                                                                                                                                                                                                    |        |
| 5.1                                                      | Introduction to Grey Box testing - Why Grey Box testing, Gray Box Methodology, Advantages and Disadvantages.                                                                                       | 1 Hour |
| 5.2                                                      | Techniques of Grey Box Testing - Matrix Testing, Regression Testing, Orthogonal Array Testing or OAT, Pattern Testing.                                                                             | 1 Hour |
| 5.3                                                      | An Introduction to Pex - Parameterized Unit Testing, The Testing Problem.                                                                                                                          | 1 Hour |
| 5.4                                                      | Symbolic Execution – Example, Symbolic execution tree.                                                                                                                                             | 1 Hour |
| 5.5                                                      | Case Study – PEX (Lecture 1)                                                                                                                                                                       | 1 Hour |
| 5.6                                                      | Case Study – PEX (Lecture 2)                                                                                                                                                                       | 1 Hour |
| 5.7                                                      | Case Study – PEX (Lecture 3)                                                                                                                                                                       | 1 Hour |

| CST468 | BIOINFORMATICS | CATEGORY | L | T | P | CREDIT | YEAR OF INTRODUCTION |
|--------|----------------|----------|---|---|---|--------|----------------------|
|        |                | PEC      | 2 | 1 | 0 | 3      | 2019                 |

**Preamble:** This course helps the learners to understand the fundamental concepts in Molecular Biology, Genomics, Proteomics and Modelling. This course introduces bio macromolecules such as genes and proteins, different biological databases, and tools and algorithms for biological data processing, analysis and interpretation, and the elements of the systems approach to Molecular Biology. This course enables the learners to contribute towards drug discovery and computational analysis and modelling of biological process.










**Prerequisite:** Basic background in higher secondary biology

**Course Outcomes:** After the completion of the course, the student will be able to

|             |                                                                                                                                                                                   |
|-------------|-----------------------------------------------------------------------------------------------------------------------------------------------------------------------------------|
| <b>CO 1</b> | Describe the basic concepts of Bioinformatics with an emphasis on structure, function and synthesis of biomolecules ( <b>Cognitive knowledge level : Understand</b> )             |
| <b>CO 2</b> | Identify biological data formats and databases, retrieve bio-sequences, and align bio-sequences to identify similarity ( <b>Cognitive knowledge level : Apply</b> )               |
| <b>CO 3</b> | Employ similarity searching tools and algorithms to align sequences to highlight the similarity, and describe the structure of genes ( <b>Cognitive knowledge level : Apply</b> ) |
| <b>CO 4</b> | Demonstrate Protein Structure, visualize protein structure using tools, and explain how proteins interact ( <b>Cognitive knowledge level : Apply</b> )                            |
| <b>CO 5</b> | Explain the fundamental aspects of Systems Biology, Computational Modeling and properties of models ( <b>Cognitive knowledge level : Understand</b> )                             |

**Mapping of course outcomes with program outcomes**

|            | PO1 | PO2 | PO3 | PO4 | PO5 | PO6 | PO7 | PO8 | PO9 | PO10 | PO11 | PO12 |
|------------|-----|-----|-----|-----|-----|-----|-----|-----|-----|------|------|------|
| <b>CO1</b> |     |     |     |     |     |     |     |     |     |      |      |      |
| <b>CO2</b> |     |     |     |     |     |     |     |     |     |      |      |      |
| <b>CO3</b> |     |     |     |     |     |     |     |     |     |      |      |      |

|     |                                                                                   |                                                                                   |                                                                                   |                                                                                   |                                                                                   |  |  |  |  |  |                                                                                     |
|-----|-----------------------------------------------------------------------------------|-----------------------------------------------------------------------------------|-----------------------------------------------------------------------------------|-----------------------------------------------------------------------------------|-----------------------------------------------------------------------------------|--|--|--|--|--|-------------------------------------------------------------------------------------|
| CO4 |  |  |  |  |                                                                                   |  |  |  |  |  |  |
| CO5 |  |  |                                                                                   |                                                                                   |  |  |  |  |  |  |  |

| PO# | Broad PO                                   | PO#  | Broad PO                       |
|-----|--------------------------------------------|------|--------------------------------|
| PO1 | Engineering Knowledge                      | PO7  | Environment and Sustainability |
| PO2 | Problem Analysis                           | PO8  | Ethics                         |
| PO3 | Design/Development of solutions            | PO9  | Individual and team work       |
| PO4 | Conduct investigations of complex problems | PO10 | Communication                  |
| PO5 | Modern tool usage                          | PO11 | Project Management and Finance |
| PO6 | The Engineer and Society                   | PO12 | Life long learning             |

### Assessment Pattern

| Bloom's Category | Continuous Assessment Tests |           | End Semester Examination |
|------------------|-----------------------------|-----------|--------------------------|
|                  | Test1 (%)                   | Test2 (%) |                          |
| Remember         | 30                          | 30        | 30                       |
| Understand       | 50                          | 50        | 50                       |
| Apply            | 20                          | 20        | 20                       |
| Analyse          |                             |           |                          |
| Evaluate         |                             |           |                          |
| Create           |                             |           |                          |

### Mark Distribution

| Total Marks | CIE Marks | ESE Marks | ESE Duration |
|-------------|-----------|-----------|--------------|
| 150         | 50        | 100       | 3            |

**Continuous Internal Evaluation Pattern:**

|                                                            |          |
|------------------------------------------------------------|----------|
| Attendance                                                 | 10 marks |
| Continuous Assessment Tests (Average of Series Tests 1& 2) | 25 marks |
| Continuous Assessment Assignment                           | 15 marks |

**Internal Examination Pattern:**

Each of the two internal examinations has to be conducted out of 50 marks. First series test shall be preferably conducted after completing the first half of the syllabus and the second series test shall be preferably conducted after completing remaining part of the syllabus. There will be two parts: Part A and Part B. Part A contains 5 questions (preferably, 2 questions each from the completed modules and 1 question from the partly completed module), having 3 marks for each question adding up to 15 marks for part A. Students should answer all questions from Part A. Part B contains 7 questions (preferably, 3 questions each from the completed modules and 1 question from the partly completed module), each with 7 marks. Out of the 7 questions, a student should answer any 5.

**End Semester Examination Pattern:**

There will be two parts; Part A and Part B. Part A contains 10 questions with 2 questions from each module, having 3 marks for each question. Students should answer all questions. Part B contains 2 full questions from each module of which student should answer any one. Each question can have maximum 2 sub-divisions and carries 14 marks.



## Syllabus

### Module-1 (Introduction to bioinformatics)

Introduction to bioinformatics, Nature & Scope of Bioinformatics, DNA, RNA, and Protein: The Central Dogma, Messenger RNA, tRNA, rRNA, Genetic code, Gene Structure and Control, Transcription, translation

### Module-2 (Introduction to bio sequences and analysis)

Introduction to Biological Databases, NCBI, Genbank, Bio sequence formats- FASTA, Sequence alignment- Global Alignment and Local Alignment, Dot Matrix Method, Dynamic Programming Method, Gap Penalties, Amino Acid Scoring Matrices - PAM and BLOSUM

### Module-3 (Database Similarity Searching and genomics)

Database Similarity Searching, BLAST – Variants -BLASTN, BLASTP, BLASTX, Statistical Significance, Needleman and Wunsch and Smith–Waterman Method, Multiple Sequence Alignment, scoring function, Clustal, introduction to structure of prokaryotic and eukaryote gene

### Module-4 (Proteomics)

Protein Structure, Ramachandran Plot, Hierarchies of Protein Structure, Determination of Protein three-dimensional structure, protein structure database-PDB, Protein structure visualization, introduction to Protein protein interaction, STRING database

### Module-5 (Systems Biology)

Introduction to Systems Biology, Models and Modelling, Properties of models, Systems state and steady state, Variables, Parameters, and Constants in modelling, Purpose and Adequateness of Models, Advantages of Computational Modelling, Model Development, Network Versus Elements, Modularity, Robustness and Sensitivity, Data Integration

### Text books

1. Zvelebil, Marketa J., and Jeremy O. Baum. *Understanding bioinformatics*. Garland Science, 2007.
2. Xiong, Jin. *Essential bioinformatics*. Cambridge University Press, 2006.
3. Klipp, E., Herwig, R., Kowald, A., Wierling, C., &Lehrach, H. *Systems biology in practice: concepts, implementation and application*. John Wiley & Sons. 2005

### References

1. Baxevanis, Andreas D., Gary D. Bader, and David S. Wishart, eds. *Bioinformatics*. John Wiley & Sons, 2020.
2. Shaik, Noor Ahmad, et al. *Essentials of Bioinformatics, Volume I*. Springer, 2019

3. Selzer, Paul M., Richard J. Marhöfer, and Andreas Rohwer, *Applied bioinformatics. An introduction*–Springer, Verlag,, 2008.
4. S C Rastogi, N Mendiratta and PRastogi, *Bioinformatics: Methods and Applications* , PHI Learning Private Limited, New Delhi, 2015.
5. D E Krane and M L Raymer, *Fundamental Concepts of Bioinformatics*, Pearson Education, 2006.
6. Andreas D.Baxevanis, B F Francis Ouellette, *Bioinformatics - A Practical Guide to the Analysis of Genes and Proteins*, Third Edition, John Wiley & Sons INC. , U.K. 2006
7. Neil C Jones and Pavel A Pevzner, *An Introduction to Bioinformatics Algorithms*, MIT press, 2004.

### Course Level Assessment Questions

#### Course Outcome 1 (CO1):

1. Compare and contrast the DNA and RNA on the basis of structure and functions.
2. Demonstrate with the help of a flow diagram the generation of protein using the transcription and translation process.

#### Course Outcome 2 (CO2):

1. Download DNA sequence of human insulin form NCBI
2. Identify the following qualifiers for GenBank and give their definitions: [ACCN], [ALL], [AUTH], [ECNO], [FKEY], [GENE], [JOUR], [KYWD]
3. Construct a dot plot and find the sequence alignment between the following two sequences:  
Sequence1: GATTCTATCTAACTA, Sequence2: GTTCTATTCTAAC

#### Course Outcome 3 (CO3):

1. Apply Needleman-Wunsch Algorithm to perform sequence alignment for the following sequences: CGTGAATTCAT (sequence #1), GACTTAC (sequence #2)
2. Construct a BLAST procedure for sequence alignment(HSP) if a sequence and its corresponding database sequence are given. Assume the necessary data and demonstrate the procedure.

#### Course Outcome 4 (CO4):

1. Differentiate between the different protein molecular structure visualizations. Also mention the advantages and uses of each visualization technique.
2. Make use of an example and demonstrate the steps in protein comparison. Show how root mean square deviation is calculated while comparing two proteins.

#### Course Outcome 5 (CO5):

1. Explain how systems biology is used in data integration.
2. Explain the process of model development

## Model Question Paper

**QP CODE:**

**Reg No:** \_\_\_\_\_

**Name:** \_\_\_\_\_

**PAGES : 3**

**APJ ABDUL KALAM TECHNOLOGICAL UNIVERSITY**  
**EIGHTH SEMESTER B.TECH DEGREE EXAMINATION, MONTH & YEAR**

**Course Code: CST468**

**Course Name: Bioinformatics**

**Max. Marks : 100**

**Duration: 3 Hours**

### **PART A**

**Answer All Questions. Each Question Carries 3 Marks**

1. Differentiate DNA, Gene, genome and chromosome.
2. What are the functions of mRNA, tRNA and rRNA?
3. What do you mean by Gene expression?
4. Write difference between local and global alignment.
5. Write short note on Gap penalties and its usage in comparing Biological sequences.
6. List any three types of BLAST and make short description on each.
7. What are the principle underlying the formation of Ramachandran plot?.
8. What are the experimental methods for determining protein structure?
9. What do you mean by steady state in a biological system.
10. Justify the statement - systems are modular.

**(10x3=30)**

### **Part B**

**(Answer any one question from each module. Each question carries 14 Marks)**

11. (a) What is the central dogma of molecular biology? **(6)**  
(b) Explain the steps involved in the process of transcription. How is the primary transcript produced by a prokaryote different from that produced by a eukaryotic cell? **(8)**

**OR**

12. (a) Discuss translation process in protein synthesis. (6)
- (b) Explain bio-molecules involved in central dogma, its structure and types. (8)
13. (a) Explain the importance of Primary and secondary databases in Bioinformatics (6)
- (b) Illustrate the methods of pairwise sequence alignment. What is the use of assigning gap penalties in alignment? (8)

**OR**

14. (a) Illustrate sequence alignment. What are the applications of sequence alignment in Bioinformatics? (7)
- (b) What is the use of scoring matrices? Differentiate between PAM and BLOSUM matrices and its usage in alignment. (7)
15. (a) Using Needleman and Wunsch dynamic programming method, construct the partial alignment score table for the following two sequences, using the scoring parameters: match score: +5, mismatch score: -1, gap penalty: -2. (9)
- CCATGCU**  
**GATTACA**
- Also write down the optimal global alignment between these sequences along with the optimal score.
- (b) Interpret the blast result and statistical significance of the alignment by analyzing the results. (5)

**OR**

16. (a) Using Smith Waterman method construct the partial alignment scoring table and obtain the optimal local alignment of the following two sequences: (9)
- ACGTATCGCGTATA**  
**GATGCTCTCGGAJAA**
- (b) Illustrate multiple sequence alignment. (5)
17. (a) Discuss hierarchies of protein structure. (6)
- (b) Explain how the protein structure is determined by using experimental techniques. (8)

**OR**

18. (a) Discuss protein interaction. How it contributes to the complexity of an organism? (9)
- (b) Discuss on Protein Structure Database. (5)

19. (a) Discuss systems biology approach of understanding complex biological systems. (6)
- (b) Explain on Variables, Parameters, and Constants in modeling biological systems. (8)

**OR**

20. (a) Explain on advantages of Computational Modeling of biological system. (7)
- (b) What are the properties of models in biological system? (7)


### TEACHING PLAN

| No                                                                                                                 | Contents                                                 | No of Lecture<br>(36 Hrs) |
|--------------------------------------------------------------------------------------------------------------------|----------------------------------------------------------|---------------------------|
| <b>Module-1 (Introduction to bioinformatics)(8 hrs)</b><br>Text 1 (Relevant topics from chapter 1.1, 1.2, 1.3)     |                                                          |                           |
| 1.1                                                                                                                | Introduction to bioinformatics                           | 1                         |
| 1.2                                                                                                                | Nature & Scope of Bioinformatics                         | 1                         |
| 1.3                                                                                                                | DNA, RNA, and Protein                                    | 1                         |
| 1.4                                                                                                                | The Central Dogma introduction                           | 1                         |
| 1.5                                                                                                                | Messenger RNA, tRNA, rRNA,                               | 1                         |
| 1.6                                                                                                                | Genetic code,                                            | 1                         |
| 1.7                                                                                                                | Gene Structure and Control                               | 1                         |
| 1.8                                                                                                                | Transcription, Translation                               | 1                         |
| <b>Module-2 (Introduction to bio sequences and analysis) (7 hrs)</b><br>Text 2 (Relevant topics from chapter 2, 3) |                                                          |                           |
| 2.1                                                                                                                | Introduction to Biological Databases                     | 1                         |
| 2.2                                                                                                                | NCBI Sequence retrieval                                  | 1                         |
| 2.3                                                                                                                | Genbank, Bio sequence formats- FASTA                     | 1                         |
| 2.4                                                                                                                | Sequence alignment- Global Alignment and Local Alignment | 1                         |
| 2.5                                                                                                                | Dot Matrix Method, Dynamic Programming Method            | 1                         |

|                                                                                                                         |                                                                                  |   |
|-------------------------------------------------------------------------------------------------------------------------|----------------------------------------------------------------------------------|---|
| 2.6                                                                                                                     | Gap Penalties                                                                    | 1 |
| 2.7                                                                                                                     | Amino Acid Scoring Matrices – PAM, BLOSUM                                        | 1 |
| <b>Module-3 (Database Similarity Searching and genomics) (7 hrs)</b><br>Text 2 (Relevant topics from chapter 4 5 and 8) |                                                                                  |   |
| 3.1                                                                                                                     | Database Similarity Searching, BLAST, Variants of BLAST - BLASTN, BLASTP, BLASTX | 1 |
| 3.2                                                                                                                     | BLAST Analysis - Statistical Significance                                        | 1 |
| 3.3                                                                                                                     | Needleman and Wunsch Method                                                      | 1 |
| 3.4                                                                                                                     | Smith–Waterman Method                                                            | 1 |
| 3.5                                                                                                                     | Multiple Sequence Alignment, scoring function                                    | 1 |
| 3.6                                                                                                                     | Clustal tool                                                                     | 1 |
| 3.7                                                                                                                     | Gene Structure of prokaryotic, eukaryote                                         | 1 |

|                                                                                             |                                                                              |   |
|---------------------------------------------------------------------------------------------|------------------------------------------------------------------------------|---|
| <b>Module-4 (Proteomics) (7 hrs)</b><br>Text 2 (Relevant topics from chapter 12, 13 and 19) |                                                                              |   |
| 4.1                                                                                         | Protein Structure, Ramachandran Plot                                         | 1 |
| 4.2                                                                                         | Hierarchies of Protein Structure                                             | 1 |
| 4.3                                                                                         | Determination of Protein three-dimensional structure                         | 1 |
| 4.4                                                                                         | protein structure database-PDB                                               | 1 |
| 4.5                                                                                         | Protein structure visualization                                              | 1 |
| 4.6                                                                                         | Protein protein interaction                                                  | 1 |
| 4.7                                                                                         | Protein protein interaction networks, STRING database                        | 1 |
| <b>Module-5 (Systems Biology) (7 hrs)</b><br>Text 3 (Relevant topics from Section 1.1-1.4)  |                                                                              |   |
| 5.1                                                                                         | Introduction to Systems Biology, Properties of models                        | 1 |
| 5.2                                                                                         | Systems state and steady state                                               | 1 |
| 5.3                                                                                         | Variables, Parameters, and Constants in modelling                            | 1 |
| 5.4                                                                                         | Purpose and Adequateness of Models                                           | 1 |
| 5.5                                                                                         | Advantages of Computational Modelling ,Model Development (introduction only) | 1 |
| 5.6                                                                                         | Network Versus Elements, Modularity,                                         | 1 |

|     |                                              |   |
|-----|----------------------------------------------|---|
| 5.7 | Robustness and Sensitivity, Data Integration | 1 |
|-----|----------------------------------------------|---|





| CST478 | COMPUTATIONAL LINGUISTICS | CATEGORY | L | T | P | CREDIT | YEAR OF INTRODUCTION |
|--------|---------------------------|----------|---|---|---|--------|----------------------|
|        |                           | PEC      | 2 | 1 | 0 | 3      | 2019                 |

**Preamble:** The course aims to teach the basics of Computational Linguistics to the students viewing language phenomena from a computational/statistical standpoint. This involves ideas about statistical and computational models and how these could be linked with various language processing tasks. The course helps the learner to appreciate the complexities involved in language processing tasks using a machine, in contrast with the ease with which human beings handle them. Some practical aspects are also discussed using the Python and NLTK framework to equip the student with the capability to design solutions to linguistic problems.

**Prerequisite:** Nil

**Course Outcomes:** After the completion of the course the student will be able to

| CO# | CO                                                                                                                                                                   |
|-----|----------------------------------------------------------------------------------------------------------------------------------------------------------------------|
| CO1 | Explain the fundamental concepts of language processing ( <b>Cognitive Knowledge Level: Understand</b> )                                                             |
| CO2 | Demonstrate the concepts of probability, statistical inference and hidden Markov model. ( <b>Cognitive Knowledge Level: Apply</b> )                                  |
| CO3 | Compare and summarize the various methods of word sense disambiguation, lexical acquisition and selectional preferences. ( <b>Cognitive Knowledge Level: Apply</b> ) |
| CO4 | Make use of different Part-of-Speech Tagging methods for language modelling. ( <b>Cognitive Knowledge Level: Apply</b> )                                             |
| CO5 | Examine Probabilistic Context Free Grammars and various probabilistic parsing methods ( <b>Cognitive Knowledge Level: Apply</b> )                                    |
| CO6 | Develop simple systems for linguistic tasks using Python and NLTK. ( <b>Cognitive Knowledge Level: Apply</b> )                                                       |

### Mapping of course outcomes with program outcomes

|     | PO1 | PO2 | PO3 | PO4 | PO5 | PO6 | PO7 | PO8 | PO9 | PO10 | PO11 | PO12 |
|-----|-----|-----|-----|-----|-----|-----|-----|-----|-----|------|------|------|
| CO1 |     |     |     |     |     |     |     |     |     |      |      |      |
| CO2 |     |     |     |     |     |     |     |     |     |      |      |      |
| CO3 |     |     |     |     |     |     |     |     |     |      |      |      |
| CO4 |     |     |     |     |     |     |     |     |     |      |      |      |
| CO5 |     |     |     |     |     |     |     |     |     |      |      |      |
| CO6 |     |     |     |     |     |     |     |     |     |      |      |      |

| Abstract POs defined by National Board of Accreditation |                                            |      |                                |
|---------------------------------------------------------|--------------------------------------------|------|--------------------------------|
| PO#                                                     | Broad PO                                   | PO#  | Broad PO                       |
| PO1                                                     | Engineering Knowledge                      | PO7  | Environment and Sustainability |
| PO2                                                     | Problem Analysis                           | PO8  | Ethics                         |
| PO3                                                     | Design/Development of solutions            | PO9  | Individual and team work       |
| PO4                                                     | Conduct investigations of complex problems | PO10 | Communication                  |
| PO5                                                     | Modern tool usage                          | PO11 | Project Management and Finance |
| PO6                                                     | The Engineer and Society                   | PO12 | Life long learning             |

### Assessment Pattern

| Bloom's Category | Continuous Assessment Tests |            | End Semester Examination Marks (%) |
|------------------|-----------------------------|------------|------------------------------------|
|                  | Test 1 (%)                  | Test 2 (%) |                                    |
| Remember         | 30                          | 30         | 30                                 |
| Understand       | 30                          | 30         | 30                                 |
| Apply            | 40                          | 40         | 40                                 |
| Analyze          |                             |            |                                    |
| Evaluate         |                             |            |                                    |

|        |  |  |  |
|--------|--|--|--|
| Create |  |  |  |
|--------|--|--|--|

### Mark Distribution

| Total Marks | CIE Marks | ESE Marks | ESE Duration |
|-------------|-----------|-----------|--------------|
| 150         | 50        | 100       | 3Hrs         |

### Continuous Internal Evaluation Pattern:

|                                                            |          |
|------------------------------------------------------------|----------|
| Attendance                                                 | 10 marks |
| Continuous Assessment Tests(Average of Series Tests 1 & 2) | 25 marks |
| Continuous Assessment Assignment                           | 15 marks |

### Internal Examination Pattern:

Each of the two internal examinations has to be conducted out of 50 marks. First series test shall be preferably conducted after completing the first half of the syllabus and the second series test shall be preferably conducted after completing remaining part of the syllabus. There will be two parts: Part A and Part B. Part A contains 5 questions (preferably, 2 questions each from the completed modules and 1 question from the partly completed module), having 3 marks for each question adding up to 15 marks for part A. Students should answer all questions from Part A. Part B contains 7 questions (preferably, 3 questions each from the completed modules and 1 question from the partly completed module), each with 7 marks. Out of the 7 questions, a student should answer any 5.

### End Semester Examination Pattern:

There will be two parts; Part A and Part B. Part A contains 10 questions with 2 questions from each module, having 3 marks for each question. Students should answer all questions. Part B contains 2 full questions from each module of which student should answer any one. Each question can have maximum 2 sub-divisions and carries 14 marks.

## Syllabus

### Module- 1 (Preliminaries)

Introduction: Rationalist and Empiricist Approaches to Language-Questions that linguistics should answer-Noncategorical phenomena in language-Language and cognition as probabilistic phenomena

The Ambiguity of Language: Why natural language processing is difficult-Lexical resources-Word counts-Zipf's laws-Collocations-Concordances

Linguistic Essentials:

Parts of Speech and Morphology -Nouns and pronouns-Words that accompany nouns: Determiners and adjectives-Verbs-Other parts of speech-Phrase Structure-Phrase structure grammars -Semantics and Pragmatics-Corpus Based Work

### Module -2 (Mathematical Essentials:)

Probability Theory-Probability spaces-Conditional probability and independence-Bayes' theorem-Random variables-Expectation and variance-Notation-Joint and conditional distributions-Standard distributions-Bayesian statistics

Statistical Inference: n-gram Models over Sparse Data-Bins: Forming Equivalence Classes-Reliability vs discrimination-n gram models

Markov Models-Hidden Markov Models-Why use HMMs?-General form of an HMM-Finding the probability of an observation-Finding the best state sequence

### Module -3 (Word Sense Disambiguation)

Methodological Preliminaries- Supervised and unsupervised learning-Pseudowords-Upper and lower bounds on performance-Supervised Disambiguation-Bayesian classification-Dictionary based Disambiguation-Disambiguation based on sense definitions-Thesaurus based disambiguation

Lexical Acquisition-Evaluation Measures-Verb Subcategorization -Attachment

Ambiguity-PP attachment- Selectional Preferences

Semantic Similarity: Vector space measures-Probabilistic measures

### Module -4 (Grammar)

Part-of-Speech Tagging-The Information Sources in Tagging-Markov Model Taggers-Hidden Markov Model Taggers-Appling HMMs to POS tagging-The effect of initialization on HMM training-Transformation Based Learning of Tags

Probabilistic Context Free Grammars-Some Features of PCFGs-Questions for PCFGs -The Probability of a String -Using inside probabilities-Using outside probabilities-Finding the most likely parse for a sentence-parsing for disambiguation-parsing model versus language model

### **Module -5 (Language Processing with Python)**

Introduction to NLTK, Text Wrangling and Text cleansing : Sentence Splitter, Tokenization, Stemming, Lemmatization, Stop word removal , Rare word Removal, Spell Correction. Part of Speech Tagging and NER. Parsing Structure in Text: Shallow versus deep parsing, different types of parsers and dependency parsing.

#### **Text Books :**

1. C.D. Manning and H. Schutze. Foundations of Statistical Natural Language Processing. MIT Press.
2. Steven Bird, Ewan Klein, Edward Loper, Natural Language Processing with Python and NLTK. O'reilly Pub.

#### **References:**

1. D. Jurafsky and J.H. Martin: Speech and Language Processing: Introduction to Natural Language Processing, Computational Linguistics and Speech Recognition, PHI.
2. James Allen: Natural Language Understanding. Pearson Pub.
3. Nitin Hardeniya, Jacob Perkins, Deepti Chopra, Nisheeth Joshi, ItiMathur: Natural Language Processing: Python and NLTK., 1<sup>st</sup> Edition. Packt Publishing

### **Course Level Assessment Questions**

#### **Course Outcome 1 (CO1):**

1. What do you understand by the term *collocations*? List their properties.
2. Define the term phrase structure grammar formally.

#### **Course Outcome 2 (CO2):**

1. State Bayes' theorem and explain briefly. Comment on its usefulness in NLP.
2. How can n-grams be used to model natural language statistically?

#### **Course Outcome 3 (CO3):**

1. What is meant by attachment ambiguity? Show it using English sentences
2. What is meant by Word Sense Disambiguation (WSD)? Outline any one WSD algorithm

#### **Course Outcome 4 (CO4):**

1. How can HMM be used for Parts of speech tagging?
2. Outline an implementation procedure for HMM

#### **Course Outcome 5 (CO5):**

1. Show with an example how can probabilistic grammars be used to model human preferences in parsing.
2. Give the technique of Transformation-Based Learning of Tags

#### **Course Outcome 6 (CO6):**

1. Implement a python program for stop word removal in a simple paragraph.
2. Write a code to access a weather site and extract the forecast top temperature for your town or city today.

## Model Question Paper

**QP CODE:**

**Reg No:** \_\_\_\_\_

**Name:** \_\_\_\_\_

**PAGES : 3**

**APJ ABDUL KALAM TECHNOLOGICAL UNIVERSITY**  
**EIGHTH SEMESTER B.TECH DEGREE EXAMINATION, MONTH & YEAR**

**Course Code: CST478**

**Course Name: Computational Linguistics**

**Max. Marks : 100**

**Duration: 3 Hours**

### **PART A**

**Answer All Questions. Each Question Carries 3 Marks**

1. Define Zipf's law.
2. List the uses of a corpus in language processing?
3. What is a Hidden Markov Model?
4. State Bayes' theorem and explain briefly. Comment on its usefulness in NLP.
5. What is meant by supervised disambiguation? What are its prerequisites ?
6. Consider the sentence: "the children ate the cake with a spoon". Construct the parse tree for it and explain the attachment ambiguity.
7. Discuss the properties of Markov chain useful in POS tagging.
8. Explain the features of PCFG.
9. What is NLTK? How is it useful in text processing ?
10. Write a Python program to extract different date formats from a text document.

**(10x3=30)**

**Part B**

**(Answer any one question from each module. Each question carries 14 Marks)**

11. (a) Write a note on the following terms with example: (9)  
(i) Collocations (ii) Concordances (iii) Phrase structure grammars

- (b) Differentiate stemming and lemmatization with examples. (5)

**OR**

12. (a) Write a note on all parts of speech tags of English language (9)

- (b) What are the differences between Rationalist and Empiricist to Language approaches (5)

13. (a) What do you mean by a probability distribution? (5)  
What are the approaches used in SNLP to estimate probability distribution of linguistic events?

- (b) Give a formal definition of Hidden Markov Model (HMM) and state the relevant assumption while using HMM for language modeling (9)

**OR**

14. (a) Assume that a particular type of syntactic error detected by a system A occurs once in 1,00,000 sentences on an average. This system detects an error correctly with a probability 0.05. Suppose the system reports an error in a test sentence. What is the probability that this is true? (5)

- (b) List some of the problems associated with sparse data in SNLP. (9)  
Write a note on n-gram Models over Sparse Data

15. (a) What do you understand by Disambiguation based on sense definitions. (9)  
Write and explain any one algorithm for this.

- (b) With the help of Bayes' rule, explain the Bayesian disambiguation algorithm. (5)

**OR**

16. (a) Write a note on selectional preferences with an example (5)

- (b) What is meant by attachment ambiguity? List different attachment issues. (9)



17. (a) Write a note on Transformation-Based Learning of tags. Give it's algorithm (9)
- (b) How can HMM be used for parts of speech tagging (5)

OR

18. (a) Write the formal definition of PCFG. (5)

Apply probabilistic parsing on the following sentence and find the correct parsing using the given grammar

Sentence: Astronomers saw stars with ears.

Probabilistic grammar:

|                               |     |                                       |      |
|-------------------------------|-----|---------------------------------------|------|
| $S \rightarrow NP VP$         | 1.0 | $NP \rightarrow NP PP$                | 0.4  |
| $PP \rightarrow P NP$         | 1.0 | $NP \rightarrow \textit{astronomers}$ | 0.1  |
| $VP \rightarrow V NP$         | 0.7 | $NP \rightarrow \textit{ears}$        | 0.18 |
| $VP \rightarrow VP PP$        | 0.3 | $NP \rightarrow \textit{saw}$         | 0.04 |
| $P \rightarrow \textit{with}$ | 1.0 | $NP \rightarrow \textit{stars}$       | 0.18 |
| $V \rightarrow \textit{saw}$  | 1.0 | $NP \rightarrow \textit{telescopes}$  | 0.1  |

- (b) How do you find the probability of a string using inside and outside probabilities ? (9)
19. (a) Write a Python program for PoS tagging using the necessary Python packages. (9)
- (b) Explain the process of Named Entity Recognition. (5)  
List its uses and challenges involved.

OR

20. (a) Write a regular expression for removing punctuations, numbers and white spaces in a piece of text. (9)
- (b) Write a Python program to count the number of sentences, words and line numbers in a given piece of text. Display each sentence along with that. (5)

### TEACHING PLAN

| No                                                    | Contents                                                                                                  | No of Lecture Hrs (36 hrs) |
|-------------------------------------------------------|-----------------------------------------------------------------------------------------------------------|----------------------------|
| <b>Module - 1 (Preliminaries) (9 hrs)</b>             |                                                                                                           |                            |
| 1.1                                                   | Introduction: Rationalist and Empiricist Approaches to Language-Questions that linguistics should answer- | 1                          |
| 1.2                                                   | Non-categorical phenomena in language-Language and cognition as probabilistic phenomena                   | 1                          |
| 1.3                                                   | The Ambiguity of Language: Why natural language processing is difficult                                   | 1                          |
| 1.4                                                   | Lexical resources-Word counts                                                                             | 1                          |
| 1.5                                                   | Zipf's laws-Collocations-Concordances                                                                     | 1                          |
| 1.6                                                   | Linguistic Essentials: Parts of Speech and Morphology -Nouns and pronouns                                 | 1                          |
| 1.7                                                   | Words that accompany nouns: Determiners and adjectives-Verbs-Other parts of speech                        | 1                          |
| 1.8                                                   | Phrase Structure-Phrase structure grammars                                                                | 1                          |
| 1.9                                                   | Semantics and Pragmatics-Corpus Based Work                                                                | 1                          |
| <b>Module – 2 (Mathematical Essentials) (7 hrs)</b>   |                                                                                                           |                            |
| 2.1                                                   | Probability Theory-Probability spaces                                                                     | 1                          |
| 2.2                                                   | Conditional probability and independence-Bayes' theorem                                                   | 1                          |
| 2.3                                                   | Random variables-Expectation and variance-Notation                                                        | 1                          |
| 2.4                                                   | Joint and conditional distributions-Standard distributions-Bayesian statistics                            | 1                          |
| 2.5                                                   | Statistical Inference: n-gram Models over Sparse Data-Bins: Forming Equivalence Classes                   | 1                          |
| 2.6                                                   | Markov Models-Hidden Markov Models: Why use HMMs?                                                         | 1                          |
| 2.7                                                   | General form of an HMM-Finding the probability of an observation-Finding the best state sequence          | 1                          |
| <b>Module – 3 (Word Sense Disambiguation) (7 hrs)</b> |                                                                                                           |                            |
| 3.1                                                   | Methodological Preliminaries-Supervised and unsupervised learning                                         | 1                          |
| 3.2                                                   | Upper and lower bounds on performance-Supervised Disambiguation                                           | 1                          |
| 3.3                                                   | Bayesian classification-Dictionary based Disambiguation-                                                  | 1                          |
| 3.4                                                   | Disambiguation based on sense definitions-Thesaurus based disambiguation                                  | 1                          |
| 3.5                                                   | Lexical Acquisition-Evaluation Measures                                                                   | 1                          |

|     |                                                                                    |   |
|-----|------------------------------------------------------------------------------------|---|
| 3.6 | Verb Subcategorization-Attachment Ambiguity, PP attachment-Selectional Preferences | 1 |
| 3.7 | Semantic Similarity:Vector space measures-Probabilistic measures                   | 1 |

| <b>Module – 4 (Grammar) (8 hrs)</b>                          |                                                                                                           |   |
|--------------------------------------------------------------|-----------------------------------------------------------------------------------------------------------|---|
| 4.1                                                          | Part-of-Speech Tagging-The Information Sources in Tagging                                                 | 1 |
| 4.2                                                          | Markov Model Taggers-Hidden Markov Model Taggers-                                                         | 1 |
| 4.3                                                          | Applying HMMs to POS tagging-The effect of initialization on HMM training-                                | 1 |
| 4.4                                                          | Transformation-Based Learning of Tags                                                                     | 1 |
| 4.5                                                          | Probabilistic Context Free Grammars-Some Features of PCFGs                                                | 1 |
| 4.6                                                          | Questions for PCFGs                                                                                       | 1 |
| 4.7                                                          | The Probability of a String -Using inside probabilities<br>Using outside probabilities                    | 1 |
| 4.8                                                          | Finding the most likely parse for a sentence-parsing for disambiguation, parsing model vs. language model | 1 |
| <b>Module - 5 (Language Processing with Python) ( 5 hrs)</b> |                                                                                                           |   |
| 5.1                                                          | Introduction to NLTK                                                                                      | 1 |
| 5.2                                                          | Text Wrangling and Text cleansing : Sentence Splitter, Tokenization, Stemming,                            | 1 |
| 5.3                                                          | Lemmatization, Stop word removal , Rare word Removal, Spell Correction.                                   | 1 |
| 5.4                                                          | Part of Speech Tagging and NER.                                                                           | 1 |
| 5.5                                                          | Parsing Structure in Text: Shallow versus deep parsing, types of parsers                                  | 1 |

APJ ABDUL KALAM  
TECHNOLOGICAL  
UNIVERSITY

**SEMESTER VIII**

**MINOR**



| CSD482 | MINI PROJECT | CATEGORY | L | T | P | CREDIT | YEAR OF INTRODUCTION |
|--------|--------------|----------|---|---|---|--------|----------------------|
|        |              | PWS      | 0 | 0 | 3 | 4      | 2019                 |

**Preamble:** The objective of this course is to apply the fundamental concepts of different courses learned in respective Minor Streams: Software Engineering, Machine Learning and Networking. This course helps the learners to get an exposure to the development of application software/hardware solutions/ software simulations in the field of Computer Science and Engineering. It enables the learners to understand the different steps to be followed such as literature review and problem identification, preparation of requirement specification & design document, testing, development and deployment. Mini project enables the students to boost their skills, widen the horizon of thinking and their ability to resolve real life problems.

**Prerequisite:** A sound knowledge in courses studied in respective minor stream.

**Course Outcomes:** After the completion of the course the student will be able to

| CO# | CO                                                                                                                                                                                                                               |
|-----|----------------------------------------------------------------------------------------------------------------------------------------------------------------------------------------------------------------------------------|
| CO1 | Identify technically and economically feasible problems ( <b>Cognitive Knowledge Level: Apply</b> )                                                                                                                              |
| CO2 | Identify and survey the relevant literature for getting exposed to related solutions. ( <b>Cognitive Knowledge Level: Apply</b> )                                                                                                |
| CO3 | Perform requirement analysis, identify design methodologies and develop adaptable & reusable solutions of minimal complexity by using modern tools & advanced programming techniques ( <b>Cognitive Knowledge Level: Apply</b> ) |
| CO4 | Prepare technical report and deliver presentation ( <b>Cognitive Knowledge Level: Apply</b> )                                                                                                                                    |
| CO5 | Apply engineering and management principles to achieve the goal of the project ( <b>Cognitive Knowledge Level: Apply</b> )                                                                                                       |

#### Mapping of course outcomes with program outcomes

|     | PO1 | PO2 | PO3 | PO4 | PO5 | PO6 | PO7 | PO8 | PO9 | PO10 | PO11 | PO12 |
|-----|-----|-----|-----|-----|-----|-----|-----|-----|-----|------|------|------|
| CO1 |     |     |     |     |     |     |     |     |     |      |      |      |
| CO2 |     |     |     |     |     |     |     |     |     |      |      |      |
| CO3 |     |     |     |     |     |     |     |     |     |      |      |      |
| CO4 |     |     |     |     |     |     |     |     |     |      |      |      |
| CO5 |     |     |     |     |     |     |     |     |     |      |      |      |

| Abstract POs defined by National Board of Accreditation |                                            |      |                                |
|---------------------------------------------------------|--------------------------------------------|------|--------------------------------|
| PO#                                                     | Broad PO                                   | PO#  | Broad PO                       |
| PO1                                                     | Engineering Knowledge                      | PO7  | Environment and Sustainability |
| PO2                                                     | Problem Analysis                           | PO8  | Ethics                         |
| PO3                                                     | Design/Development of solutions            | PO9  | Individual and team work       |
| PO4                                                     | Conduct investigations of complex problems | PO10 | Communication                  |
| PO5                                                     | Modern tool usage                          | PO11 | Project Management and Finance |
| PO6                                                     | The Engineer and Society                   | PO12 | Lifelong learning              |

#### Assessment Pattern

#### Mark Distribution

| Total Marks | CIE Marks | ESE Marks |
|-------------|-----------|-----------|
| 150         | 75        | 75        |

#### Continuous Internal Evaluation Pattern:

|                                                                                                                                                                                            |            |
|--------------------------------------------------------------------------------------------------------------------------------------------------------------------------------------------|------------|
| Attendance                                                                                                                                                                                 | 10 marks   |
| Project Guide                                                                                                                                                                              | 15 marks   |
| Project Report                                                                                                                                                                             | 10 marks   |
| Evaluation by the Committee (will be evaluating the level of completion and demonstration of functionality/specifications, presentation, oral examination, work knowledge and involvement) | : 40 marks |

Student Groups with 4 or 5 members should identify a topic of interest in consultation with a Faculty Advisor/Project Coordinator/Guide. Review the literature and gather information pertaining to the chosen topic. State the objectives and develop a methodology to achieve the objectives. Carryout the design/fabrication or develop codes/programs to achieve the objectives by strictly following steps specified in the teaching plan. Innovative design concepts, performance, scalability, reliability considerations, aesthetics/ergonomic, user experience and security aspects taken care of in the project shall be given due weight.

The progress of the mini project is evaluated based on a minimum of two reviews. The review committee may be constituted by a senior faculty member, Mini Project coordinator and project guide. The internal evaluation shall be made based on the progress/outcome of the project, reports and a viva-voce examination, conducted internally by a 3-member committee. A project report is required at the end of the semester. The project has to be demonstrated for its full design specifications.

### End Semester Examination Pattern:

The marks will be distributed as

|              |             |
|--------------|-------------|
| Presentation | : 30 marks  |
| Demo         | : 20 marks  |
| Viva         | : 25 marks. |
| Total        | : 75 marks. |

### TEACHING PLAN

Students are expected to follow the following steps.

1. Review of Literature and Identification of a problem
2. Create an abstract with a problem statement, solution approach, technology stack, team, etc.
3. Create Requirements Specification
4. Create Design Document . This may include designs like,
  - a. System Architecture Design
  - b. Application Architecture Design
  - c. GUI Design
  - d. API Design
  - e. Database Design
  - f. Technology Stack
5. Deployment, Test Run & Get Results
6. Prepare Project Report

### Guidelines for the Report preparation


A bonafide report on the mini project shall be submitted within one week after the final presentation. Minimum number of pages should be 40.

- Use Times New Roman font for the entire report – Chapter/Section Title – Times New Roman 18, Bold; Heading 2 – Times New Roman 16, Bold; Heading 3 – Times New Roman 14, Bold; Body- Times New Roman 12, Normal.
- Line Spacing – Between Heading 2 – 3 lines, between lines in paragraph 1.5 lines.
- Alignments – Chapter/Section Title – Center, Heading 2 & 3 should be Left Aligned. Ensure that all body text is paragraph justified.
- Figures & Tables – Ensure that all Figures and Tables are suitably numbered and given proper names/headings. Write figure title under the figure and table title above the table.



- **Suggestive order of documentation:**

- i. Top Cover
- ii. Title page
- iii. Certification page
- iv. Acknowledgement
- v. Abstract
- vi. Table of Contents
- vii. List of Figures and Tables
- viii. Chapters
- ix. Appendices, if any
- x. References/Bibliography



APJ ABDUL KALAM  
TECHNOLOGICAL  
UNIVERSITY

# **SEMESTER VIII**

## **HONOURS**



| CSD496 | MINI PROJECT | CATEGORY | L | T | P | CREDIT | YEAR OF INTRODUCTION |
|--------|--------------|----------|---|---|---|--------|----------------------|
|        |              | PWS      | 0 | 0 | 3 | 2      | 2019                 |

**Preamble:** The objective of this course is to apply the fundamental concepts of courses learned in respective Honors Streams: Security in Computing, Machine Learning and Formal Methods. This course helps the learners to get an exposure to the development of application software/hardware solutions/ software simulations in the field of Computer Science and Engineering. It enables the learners to understand the different steps to be followed such as literature review and problem identification, preparation of requirement specification & design document, testing, development and deployment. Mini project enables the students to boost their skills, widen the horizon of thinking and their ability to resolve real life problems.

**Prerequisite:** A sound knowledge in courses studied in respective honor stream.

**Course Outcomes:** After the completion of the course the student will be able to

| CO# | CO                                                                                                                                                                                                                               |
|-----|----------------------------------------------------------------------------------------------------------------------------------------------------------------------------------------------------------------------------------|
| CO1 | Identify technically and economically feasible problems ( <b>Cognitive Knowledge Level: Apply</b> )                                                                                                                              |
| CO2 | Identify and survey the relevant literature for getting exposed to related solutions. ( <b>Cognitive Knowledge Level: Apply</b> )                                                                                                |
| CO3 | Perform requirement analysis, identify design methodologies and develop adaptable & reusable solutions of minimal complexity by using modern tools & advanced programming techniques ( <b>Cognitive Knowledge Level: Apply</b> ) |
| CO4 | Prepare technical report and deliver presentation ( <b>Cognitive Knowledge Level: Apply</b> )                                                                                                                                    |
| CO5 | Apply engineering and management principles to achieve the goal of the project ( <b>Cognitive Knowledge Level: Apply</b> )                                                                                                       |

#### Mapping of course outcomes with program outcomes

|     | PO1 | PO2 | PO3 | PO4 | PO5 | PO6 | PO7 | PO8 | PO9 | PO10 | PO11 | PO12 |
|-----|-----|-----|-----|-----|-----|-----|-----|-----|-----|------|------|------|
| CO1 |     |     |     |     |     |     |     |     |     |      |      |      |
| CO2 |     |     |     |     |     |     |     |     |     |      |      |      |
| CO3 |     |     |     |     |     |     |     |     |     |      |      |      |
| CO4 |     |     |     |     |     |     |     |     |     |      |      |      |
| CO5 |     |     |     |     |     |     |     |     |     |      |      |      |

| Abstract POs defined by National Board of Accreditation |                                            |      |                                |
|---------------------------------------------------------|--------------------------------------------|------|--------------------------------|
| PO#                                                     | Broad PO                                   | PO#  | Broad PO                       |
| PO1                                                     | Engineering Knowledge                      | PO7  | Environment and Sustainability |
| PO2                                                     | Problem Analysis                           | PO8  | Ethics                         |
| PO3                                                     | Design/Development of solutions            | PO9  | Individual and team work       |
| PO4                                                     | Conduct investigations of complex problems | PO10 | Communication                  |
| PO5                                                     | Modern tool usage                          | PO11 | Project Management and Finance |
| PO6                                                     | The Engineer and Society                   | PO12 | Lifelong learning              |

**Assessment Pattern**  
**Mark Distribution**

| Total Marks | CIE Marks | ESE Marks |
|-------------|-----------|-----------|
| 150         | 75        | 75        |

**Continuous Internal Evaluation Pattern:**

|                                                                                                                                                                                            |            |
|--------------------------------------------------------------------------------------------------------------------------------------------------------------------------------------------|------------|
| Attendance                                                                                                                                                                                 | 10 marks   |
| Project Guide                                                                                                                                                                              | 15 marks   |
| Project Report                                                                                                                                                                             | 10 marks   |
| Evaluation by the Committee (will be evaluating the level of completion and demonstration of functionality/specifications, presentation, oral examination, work knowledge and involvement) | : 40 marks |

Student Groups with 4 or 5 members should identify a topic of interest in consultation with a Faculty Advisor/Project Coordinator/Guide. Review the literature and gather information pertaining to the chosen topic. State the objectives and develop a methodology to achieve the objectives. Carryout the design/fabrication or develop codes/programs to achieve the objectives by strictly following steps specified in the teaching plan. Innovative design concepts,

performance, scalability, reliability considerations, aesthetics/ergonomic, user experience and security aspects taken care of in the project shall be given due weight.

The progress of the mini project is evaluated based on a minimum of two reviews. The review committee may be constituted by a senior faculty member, Mini Project coordinator and project guide. The internal evaluation shall be made based on the progress/outcome of the project, reports and a viva-voce examination, conducted internally by a 3-member committee. A project report is required at the end of the semester. The project has to be demonstrated for its full design specifications.

### End Semester Examination Pattern:

The marks will be distributed as

|              |             |
|--------------|-------------|
| Presentation | : 30 marks  |
| Demo         | : 20 marks  |
| Viva         | : 25 marks. |
| Total        | : 75 marks. |

### TEACHING PLAN

Students are expected to follow the following steps.

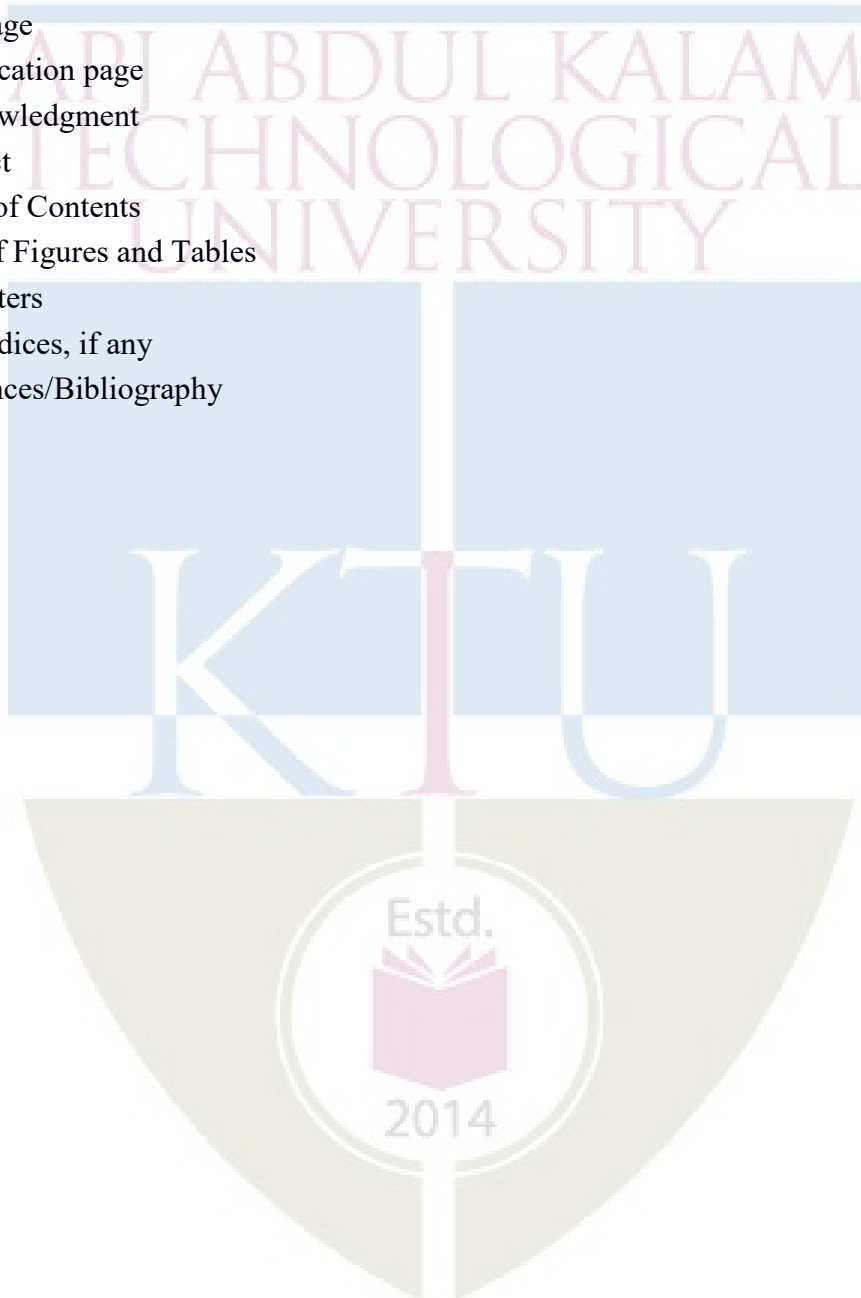
1. Review of Literature and Identification of a problem
2. Create an abstract with a problem statement, solution approach, technology stack, team, etc.
3. Create Requirements Specification
4. Create Design Document . This may include designs like,
  - a. System Architecture Design
  - b. Application Architecture Design
  - c. GUI Design
  - d. API Design
  - e. Database Design
  - f. Technology Stack
5. Deployment, Test Run & Get Results
6. Prepare Project Report

### Guidelines for the Report preparation

A bonafide report on the mini project shall be submitted within one week after the final presentation. Minimum number of pages should be 40.

- Use Times New Roman font for the entire report – Chapter/Section Title – Times New Roman 18, Bold; Heading 2 – Times New Roman 16, Bold; Heading 3 – Times New Roman 14, Bold; Body- Times New Roman 12, Normal.
- Line Spacing – Between Heading 2 – 3 lines, between lines in paragraph 1.5 lines.

- Alignments – Chapter/Section Title – Center, Heading 2 & 3 should be Left Aligned. Ensure that all body text is paragraph justified.
- Figures & Tables – Ensure that all Figures and Tables are suitably numbered and given proper names/headings. Write figure title under the figure and table title above the table.
- **Suggestive order of documentation:**
  - i. Top Cover
  - ii. Title page
  - iii. Certification page
  - iv. Acknowledgment
  - v. Abstract
  - vi. Table of Contents
  - vii. List of Figures and Tables
  - viii. Chapters
  - ix. Appendices, if any
  - x. References/Bibliography



| AIT398 | IMAGE AND VIDEO PROCESSING | Category | L | T | P | Credit | Year of Introduction |
|--------|----------------------------|----------|---|---|---|--------|----------------------|
|        |                            | VAC      | 3 | 1 | 0 | 4      | 2020                 |

**Preamble:** This course enables the learners to understand how digital images are stored and processed. The learners are exposed to different spatial and frequency domain methods for image enhancement, image restoration techniques, morphological operations that could be performed on digital images and also various image and video compression techniques. The course also gives an introduction to the basics of video processing and video segmentation.

**Prerequisite:** Advanced Computer Graphics, Advanced Concepts in Computer Vision

**Course Outcomes:** After the completion of the course the student will be able to

|     |                                                                                                                         |
|-----|-------------------------------------------------------------------------------------------------------------------------|
| CO1 | Summarize the steps of digital image processing and pixel relationships. <b>(Cognitive Knowledge Level: Understand)</b> |
| CO2 | Apply spatial and frequency domain methods for image enhancement. <b>(Cognitive Knowledge Level: Apply)</b>             |
| CO3 | Apply restoration techniques and morphological operations on digital images. <b>(Cognitive Knowledge Level: Apply)</b>  |
| CO4 | Compare different methods for digital image and video compression. <b>(Cognitive Knowledge Level: Apply)</b>            |
| CO5 | Understand the basics of video processing and video segmentation. <b>(Cognitive Knowledge Level: Understand)</b>        |



### Mapping of course outcomes with program outcomes

|     | PO 1 | PO2 | PO3 | PO4 | PO5 | PO6 | PO7 | PO8 | PO9 | PO10 | PO11 | PO12 |
|-----|------|-----|-----|-----|-----|-----|-----|-----|-----|------|------|------|
| CO1 |      |     |     |     |     |     |     |     |     |      |      |      |
| CO2 |      |     |     |     |     |     |     |     |     |      |      |      |
| CO3 |      |     |     |     |     |     |     |     |     |      |      |      |
| CO4 |      |     |     |     |     |     |     |     |     |      |      |      |
| CO5 |      |     |     |     |     |     |     |     |     |      |      |      |

| Abstract POs defined by National Board of Accreditation |                                            |      |                                |
|---------------------------------------------------------|--------------------------------------------|------|--------------------------------|
| PO#                                                     | Broad PO                                   | PO#  | Broad PO                       |
| PO1                                                     | Engineering Knowledge                      | PO7  | Environment and Sustainability |
| PO2                                                     | Problem Analysis                           | PO8  | Ethics                         |
| PO3                                                     | Design/Development of solutions            | PO9  | Individual and team work       |
| PO4                                                     | Conduct investigations of complex problems | PO10 | Communication                  |
| PO5                                                     | Modern tool usage                          | PO11 | Project Management and Finance |
| PO6                                                     | The Engineer and Society                   | PO12 | Life long learning             |

### Assessment Pattern

| Bloom's Category | Continuous Assessment Tests |            | End Semester Examination Marks (%) |
|------------------|-----------------------------|------------|------------------------------------|
|                  | Test 1 (%)                  | Test 2 (%) |                                    |
| Remember         | 30                          | 30         | 30                                 |
| Understand       | 30                          | 30         | 30                                 |
| Apply            | 40                          | 40         | 40                                 |
| Analyze          |                             |            |                                    |
| Evaluate         |                             |            |                                    |
| Create           |                             |            |                                    |

### Mark Distribution

| Total Marks | CIE Marks | ESE Marks | ESE Duration |
|-------------|-----------|-----------|--------------|
| 150         | 50        | 100       | 3 hrs        |

### Continuous Internal Evaluation Pattern:

|                                                              |          |
|--------------------------------------------------------------|----------|
| Attendance                                                   | 10 marks |
| Continuous Assessment Tests(Average of Internal Tests 1 & 2) | 25 marks |
| Continuous Assessment Assignment                             | 15 marks |

### Internal Examination Pattern

Each of the two internal examinations has to be conducted out of 50 marks. First series test shall be preferably conducted after completing the first half of the syllabus and the second series test shall be preferably conducted after completing the remaining part of the syllabus. There will be two parts: Part A and Part B. Part A contains 5 questions (preferably, 2 questions each from the completed modules and 1 question from the partly completed module), having 3 marks for each question adding up to 15 marks for part A. Students should answer all questions from Part A.

Part B contains 7 questions (preferably, 3 questions each from the completed modules and 1 question from the partly completed module), each with 7 marks. Out of the 7 questions, a student should answer any 5.

**End Semester Examination Pattern:** There will be two parts; Part A and Part B. Part A contains 10 questions with 2 questions from each module, having 3 marks for each question. Students should answer all questions. Part B contains 2 full questions from each module of which student should answer any one. Each question can have a maximum of 2 subdivisions and carries 14 marks.

## SYLLABUS

### Module – 1

**Fundamentals of Image processing:** Basic steps of Image processing system, sampling and quantization of an Image, basic relationship between pixels and connectivity.

**Image Enhancement:** Spatial Domain methods - Gray level transformations, Histogram Processing, Fundamentals of Spatial Filtering, Smoothing Spatial filters, Sharpening Spatial filters.

### Module -2

**Image Transforms:** Unitary transforms, 2D Discrete Fourier Transform, Discrete Cosine Transform (DCT), Discrete Wavelet transforms.

**Frequency Domain methods:** Basics of filtering in frequency domain, image smoothing, image sharpening, homomorphic filtering.

### Module - 3

**Image Restoration:** Image degradation/Restoration model, Noise models, Restoration in presence of noise only - spatial filtering, Periodic Noise reduction by frequency domain filtering.

**Morphological Operations:** Erosion, Dilation, Opening, Closing, Hit-or-miss transformation, Boundary extraction.

### Module - 4

**Image compression fundamentals** – Coding Redundancy, spatial and temporal redundancy.

**Compression models** : Lossy and Lossless, Huffman coding, Arithmetic coding, LZW coding, run length coding, Bit Plane coding, JPEG standards.

### Module - 5

**Video processing:** Basics of Video Processing: Analog video, Digital Video.

**Video segmentation:** Introduction to video segmentation, Change detection.

**Video Compression:** Introduction to video compression, video compression based on motion compensation, Search for motion vectors, H.261 standard, Transform coding, predictive coding-MPEG.

### **Text Books**

1. Gonzalez and Woods , “Digital Image Processing”, 3rd edition , Pearson, 2009.
2. Li, Ze-Nian, Mark S. Drew, and Jiangchuan Liu. “Fundamentals of multimedia”, Pearson Prentice Hall, 2004.
3. Bovik, Alan C. “Handbook of image and video processing”, Academic press, 2010.

### **Reference Books**

1. David A. Forsyth & Jean Ponce, Computer vision – A Modern Approach, Prentice Hall, 2002.
2. Richard Szeliski, Computer Vision: Algorithms and Applications, Springer.
3. Maheshkumar H Kolekar, “Intelligent Video Surveillance Systems: An Algorithmic Approach”, CRC Press.
4. Francesco Camastra, Alessandro Vinciarelli, “Machine Learning for Audio, Image and Video Analysis: Theory and Applications”, Springer 2015.
5. M. Tekalp ,”Digital video Processing”, Prentice Hall International
6. Relf, Christopher G.,”Image acquisition and processing with LabVIEW”, CRC press
- 7 Chris Solomon, Toby Breckon ,”Fundamentals of Digital Image Processing A Practical Approach with Examples in Matlab”, John Wiley & Sons,
8. Yao wang, Joem Ostarmann and Ya – quin Zhang, ”Video processing and communication “,1st edition , PHI



## Course Level Assessment Questions

### Course Outcome1 (CO1):

1. Illustrate how the image is digitized by sampling and quantization.
2. Let  $V = \{1,2\}$  and compute the length of the shortest 4-, 8-, and m path between p and q.  
If a particular path does not exist between these two points explain why.

|     |   |   |    |
|-----|---|---|----|
| 3   | 1 | 2 | 1q |
| 2   | 2 | 0 | 2  |
| 1   | 2 | 1 | 1  |
| p 1 | 0 | 1 | 2  |

### Course Outcome 2(CO2):

1. Determine whether the given matrix is unitary or not:

$$A = \frac{1}{\sqrt{2}} \begin{bmatrix} 1 & 1 \\ -1 & 1 \end{bmatrix}.$$

2. Explain any five properties of 2D Fourier Transform.

### Course Outcome 3(CO3):

1. Discuss how restoration is done in digital images.
2. Explain with examples the different morphological operations applied to images.

### Course Outcome 4(CO4): .

1. With suitable examples, clearly bring out the need for compression in images and videos.
2. Discuss any one method for finding motion vectors.

### Course Outcome 5(CO5):

1. Explain any one technique used for segmenting a video.
2. Compare and contrast analog video and digital video in multimedia.

**Model Question Paper**

**QP CODE:**

**Reg No:** \_\_\_\_\_

**Name:** \_\_\_\_\_

**PAGES : 3**

**APJ ABDUL KALAM TECHNOLOGICAL UNIVERSITY**  
**SIXTH SEMESTER B.TECH DEGREE EXAMINATION, MONTH & YEAR**

**Course Code: AIT 398**

**Course Name: Image and Video Processing**

**Max. Marks : 100**

**Duration: 3 Hours**

**PART A**

**Answer All Questions. Each Question Carries 3 Marks**

1. Explain bit plane slicing and contrast stretching.
2. Discuss about pixel relationships.
3. Find the 4 order forward and inverse DFT for the following image segment:

|   |   |   |   |
|---|---|---|---|
| 1 | 1 | 1 | 1 |
| 1 | 1 | 1 | 1 |
| 1 | 1 | 1 | 1 |
| 1 | 1 | 1 | 1 |

4. Define DCT. Write the properties of DCT.
5. Discuss hit or miss transformation with appropriate examples.

6. Explain about the morphological operation dilation.
7. Explain the significance of image compression.
8. Distinguish between lossy and lossless compression.
9. Discuss the significance of change detection.
10. Explain how transform coding is used in compression algorithms.

(10x3=30  
)

### Part B

(Answer any one question from each module. Each question carries 14 Marks)

11. (a) Perform histogram specification of the following 3 bit gray scale image whose gray level distribution is given as follows. (9)

Input image

|               |   |    |    |   |    |    |   |   |
|---------------|---|----|----|---|----|----|---|---|
| Gray level    | 0 | 1  | 2  | 3 | 4  | 5  | 6 | 7 |
| No. of Pixels | 8 | 10 | 10 | 2 | 12 | 16 | 4 | 2 |

Target image

|               |   |   |   |   |    |    |    |   |
|---------------|---|---|---|---|----|----|----|---|
| Gray Level    | 0 | 1 | 2 | 3 | 4  | 5  | 6  | 7 |
| No. of Pixels | 0 | 0 | 0 | 0 | 20 | 20 | 16 | 8 |

- (b) Design Laplacian filter for image enhancement in spatial domain. (5)

OR

12. (a) What is histogram equalization? Explain the procedure for histogram equalization. (7)
- (b) Explain the gray level transformation functions: a) image negatives and b) log transformation c) power law transformation. (7)
13. (a) Compute the 2D DFT of the 4 X 4 grayscale image given below. (4)



- (b) Explain about smoothing and sharpening frequency domain filters. (10)

**OR**

14. (a) Explain Butterworth filters for image smoothening and image sharpening. (4)

- (b) Explain the steps followed in frequency domain filtering? (5)

15. (a) Apply opening and closing operation on the image sample A given below with structuring element B (10)

$$A = \begin{pmatrix} 1 & 0 & 0 & 0 & 0 \\ 0 & 1 & 0 & 0 & 0 \\ 0 & 0 & 1 & 0 & 0 \\ 0 & 0 & 0 & 1 & 0 \\ 0 & 0 & 0 & 0 & 1 \end{pmatrix} \text{ and } B = \begin{bmatrix} 1 & 1 & 1 \end{bmatrix}$$

- (b) Explain Morphological operations a) opening b) closing with suitable examples. (4)

**OR**

16. (a) Discuss about different noise models. (7)

- (b) Explain how periodic noise reduction can be done using frequency domain filtering. (7)

17. (a) Comment on JPEG compression standard. (8)

- (b) Discuss on run-length encoding with the help of an example. (6)

**OR**

18. (a) Explain LZW coding with the help of a suitable example. (8)

- (b) Illustrate the concept of arithmetic coding. (6)

19. (a) Compare and contrast MPEG video coding and H.261 standard. (7)

(b) Explain video segmentation with an example. (7)

**OR**

20. (a) Illustrate how motion compensation is used in video compression. (7)

(b) With the help of a neat block diagram explain predictive coding methods. (7)

**Teaching Plan**

| No                          | Contents                                                                                                         | No. of Lecture Hours<br>(44 hrs) |
|-----------------------------|------------------------------------------------------------------------------------------------------------------|----------------------------------|
| <b>Module – 1 (7 hours)</b> |                                                                                                                  |                                  |
| 1.1                         | Fundamentals of Image processing: Basic steps of Image processing system, Sampling and quantization of an Image. | 1 hour                           |
| 1.2                         | Basic relationship between pixels and connectivity.                                                              | 1 hour                           |
| 1.3                         | Image Enhancement: Gray level transformations                                                                    | 1 hour                           |
| 1.4                         | Histogram, Histogram Equalization                                                                                | 1 hour                           |
| 1.5                         | Histogram specification                                                                                          | 1 hour                           |
| 1.6                         | Fundamentals of Spatial Filtering                                                                                | 1 hour                           |
| 1.7                         | Smoothing Spatial filters                                                                                        | 1 hour                           |
| 1.8                         | Sharpening Spatial filters                                                                                       | 1 hour                           |
| <b>Module-2 (8 hours)</b>   |                                                                                                                  |                                  |
| 2.1                         | Image Transforms: Unitary transforms.                                                                            | 1 hour                           |
| 2.2                         | 2D Discrete Fourier Transform                                                                                    | 1 hour                           |

|                            |                                                               |        |
|----------------------------|---------------------------------------------------------------|--------|
| 2.3                        | Discrete Cosine Transform (DCT)                               | 1 hour |
| 2.4                        | Discrete Wavelet transforms                                   | 1 hour |
| 2.5                        | Basics of filtering in frequency domain                       | 1 hour |
| 2.6                        | Image smoothing                                               | 1 hour |
| 2.7                        | Image sharpening                                              | 1 hour |
| 2.8                        | Homomorphic filtering.                                        | 1 hour |
| <b>Module-3 (9 hours)</b>  |                                                               |        |
| 3.1                        | <b>Image Restoration:</b> Image degradation/Restoration model | 1 hour |
| 3.2                        | Noise models                                                  | 1 hour |
| 3.3                        | Restoration basics                                            | 1 hour |
| 3.4                        | Restoration in presence of noise only - spatial filtering     | 1 hour |
| 3.5                        | Periodic Noise reduction by frequency domain filtering.       | 1 hour |
| 3.6                        | Morphological Operations: basics                              | 1 hour |
| 3.7                        | Erosion, Dilation, Opening, Closing                           | 1 hour |
| 3.8                        | Hit-or-miss transformation                                    | 1 hour |
| 3.9                        | Boundary extraction.                                          | 1 hour |
| <b>Module-4 (10 hours)</b> |                                                               |        |
| 4.1                        | Image compression fundamentals - Coding Redundancy            | 1 hour |
| 4.2                        | Spatial and temporal redundancy.                              | 1 hour |
| 4.3                        | Compression models : Lossy and Lossless                       | 1 hour |
| 4.4                        | Huffman coding                                                | 1 hour |

|                            |                                                          |        |
|----------------------------|----------------------------------------------------------|--------|
| 4.6                        | Arithmetic coding                                        | 1 hour |
| 4.7                        | LZW coding                                               | 1 hour |
| 4.8                        | Run length coding                                        | 1 hour |
| 4.9                        | Bit Plane coding,                                        | 1 hour |
| 4.10                       | JPEG standards                                           | 1 hour |
| <b>Module-5 (10 hours)</b> |                                                          |        |
| 5.1                        | Basics of Video Processing: Analog video, Digital Video. | 1 hour |
| 5.2                        | Video segmentation: Introduction to video segmentation   | 1 hour |
| 5.3                        | Change detection.                                        | 1 hour |
| 5.4                        | Introduction to video compression                        | 1 hour |
| 5.5                        | Video compression based on motion compensation           | 1 hour |
| 5.6                        | Search for motion vectors                                | 1 hour |
| 5.7                        | Transform coding                                         | 1 hour |
| 5.8                        | Predictive coding                                        | 1 hour |
| 5.9                        | MPEG standards                                           | 1 hour |
| 5.10                       | H.261 standard                                           | 1 hour |